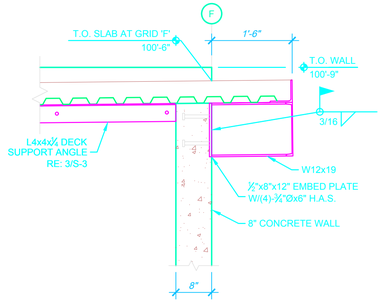

6 CANTILEVERED DECK SUPPORT DETAIL
SCALE: 3/4"=1'-0"

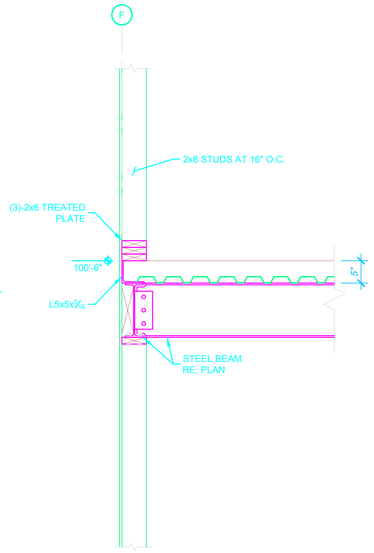

5 STEEL BEAM BEARING AT STUD WALL
SCALE: 3/4"=1'-0"

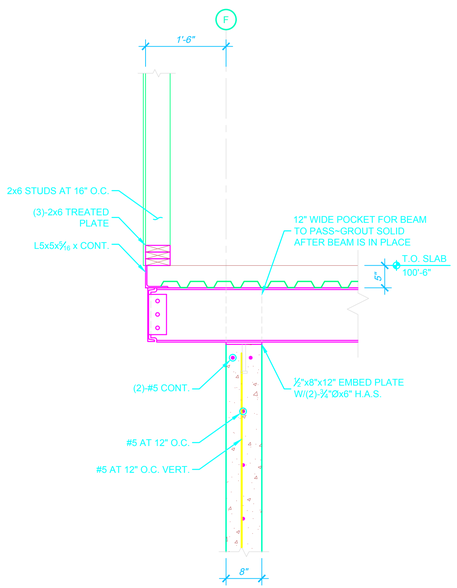

4 CANTILEVERED BEAM AT FOUNDATION WALL
SCALE: 3/4"=1'-0"

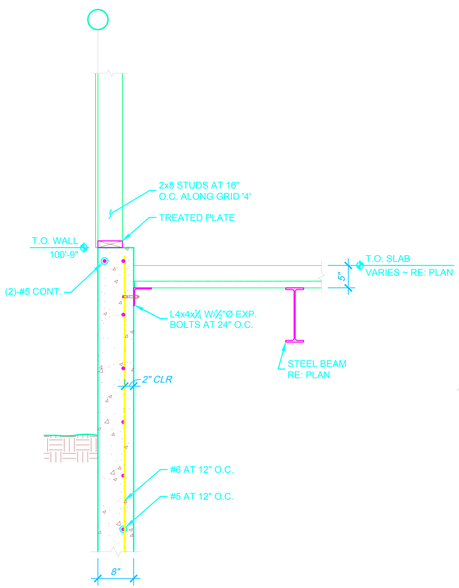

3 STEEL DECK BEARING AT FOUNDATION WALL
SCALE: 3/4"=1'-0"

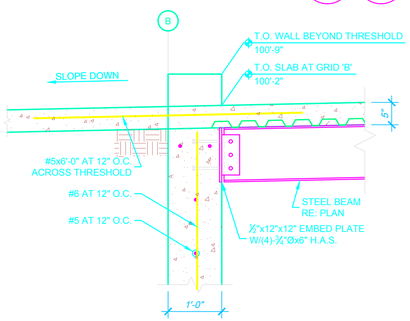

2 STEEL BEAM BEARING AT FOUNDATION WALL
SCALE: 3/4"=1'-0"

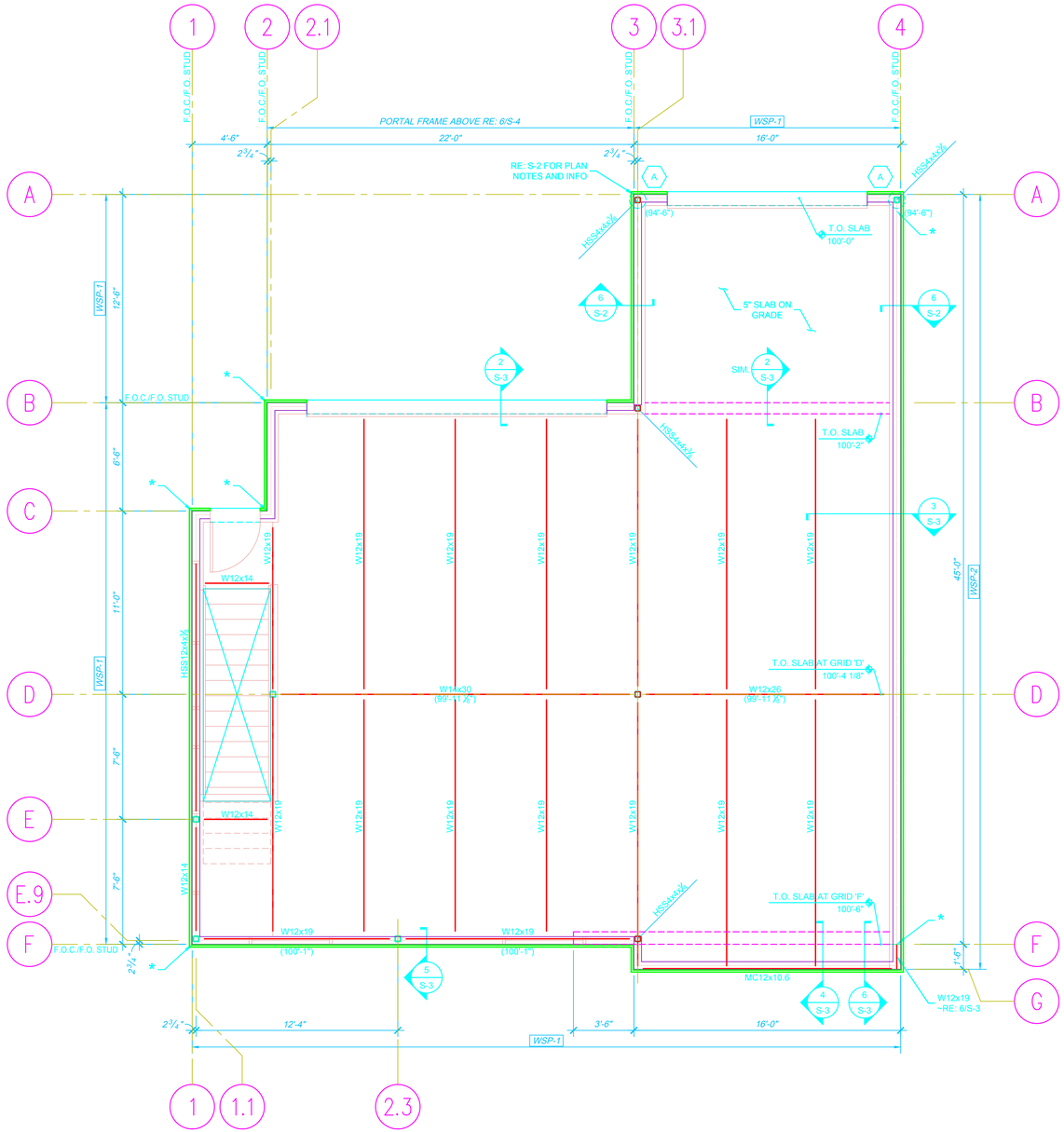

1 FIRST FLOOR FRAMING PLAN
1/4"=1'-0"

SHEAR WALL SCHEDULE

MARK	STUDS	SHEATHING	NAILING @ PANEL EDGES	NAILING @ FIELD
WSP-1	2x6 AT 16" O.C.	7/16" OSB	8d@4" O.C.	8d@12"
WSP-2	2x8 AT 16" O.C.	7/16" OSB	8d@4" O.C.	8d@12"

NOTES:

1. FLOOR SLAB SHALL BE 3" NORMAL WEIGHT CONCRETE ON 2" DEEP (5" TOTAL THICKNESS 20 GAGE COMPOSITE FLOOR DECK. REINFORCE SLAB WITH 6x6-W2.9xW2.9 W.W.F.
2. XXX'-XX" / T.O. SLAB — DENOTES TOP OF SLAB ELEVATION. SLOPE STRUCTURE UNIFORMLY BETWEEN POINTS OF UNEQUAL ELEVATION.
3. (XXX'-XX") DENOTES TOP OF STEEL ELEVATION.
4. * DENOTES LOCATIONS OF SIMPSON HD7B HOLDOWNS.
5. [ ] DENOTES SHEARWALL TYPE. RE: SCHEDULE THIS SHEET.

DO NOT SCALE DRAWINGS. ALL DIMENSIONS IN FT & IN UNLESS NOTED OTHERWISE.

ABC

DRAWING NO:
S102
OF

DATE:
REVISION DESCRIPTION:
REV:

DRAWN: ABC
DESIGNED:
CLIENT:
DATE: 03/02/22
SCALE: AS SHOWN

PROJECT:
RESIDENTIAL GARAGE
STRUCTURAL
CONSTRUCTION DRAWINGS

DRAWING TITLE:
FIRST FLOOR
FRAMING PLAN
AND DETAILS

© 2022 ABC STUDIO
THE DRAWINGS, SPECIFICATIONS AND OTHER DOCUMENTS PREPARED BY ABC STUDIO ARE INSTRUMENTS OF SERVICE THROUGH WHICH THE WORK OF THE ARCHITECT IS EXHIBITED. THEY ARE THE PROPERTY OF ABC STUDIO AND MUST BE RETURNED UPON REQUEST. ALL REPRODUCTIONS, COPIES OR USE OF THE DRAWINGS OR SPECIFICATIONS BY ANY OTHER PERSONS OR ENTITIES WITHOUT THE WRITTEN CONSENT OF ABC STUDIO IS PROHIBITED. REPORT ANY VIOLATION TO ABC STUDIO.