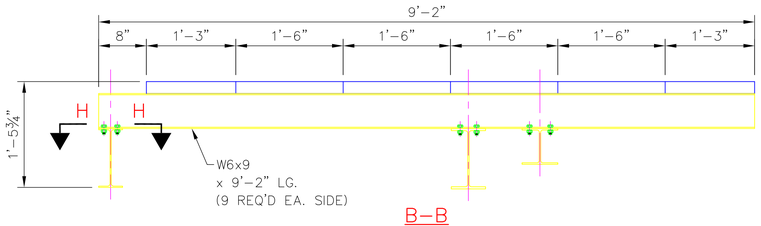

B–B
PLATFORM AT MIDSPAN

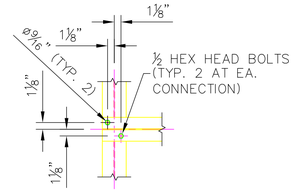

H–H

STEEL NOTES–ALL STEELWORK IN STATION PLATFORMS, HOIST RUNWAYS, BEARINGS (PIER 5), BEARING PLATES, ROLLER PLATES, CYLINDER ANCHORS, POWER RAIL INSERTS, SWITCH LOCKING PINS, ETC.

1. ALL PLATE AND ROLLED SECTIONS ARE IN STEEL TO ASTM A36 HAVING A MINIMUM YIELD STRENGTH OF NOT LESS THAN 36 KSI.
2. ALL HOLLOW STRUCTURAL SECTIONS ARE TO BE IN ACCORDANCE WITH THE REQUIREMENTS OF ASTM A500 GRADE C HAVING A MINIMUM GUARANTEED YIELD STRENGTH NOT LESS THAN 46 KSI.

PAINTING NOTES

1. ALL EXPOSED STEEL SURFACES ARE TO RECEIVE ONE COAT OF TNEMEC SERIES 90–97 ZINC–RICH PRIMER OR EQUIVALENT APPROVED: MINIMUM DFT 3.0 MICRONS.
2. ALL PERMANENTLY EXPOSED SURFACES ARE TO RECEIVE A FINISH COAT OF TNEMEC SERIES 113 OR 114 TUFCOAT ACRYLIC–EPOXY OR EQUIVALENT APPROVED: MINIMUM DFT 4.0 MICRONS. THE COLOR OF THIS FINISH COAT IS TO MATCH FEDERAL STANDARD 595B COLOR 36495, 36515 OR 36628.
3. BEFORE PAINTING, ALL STEEL SURFACES SHALL BE CLEAN AND COMPLETELY FREE OF OIL AND GREASE. ALL RUST AND MILL–SCALE SHALL BE REMOVED AND THE SURFACE PREPARED TO SSPC–SP6 USING A 'WHEELABRATOR' OR SIMILAR EQUIPMENT.

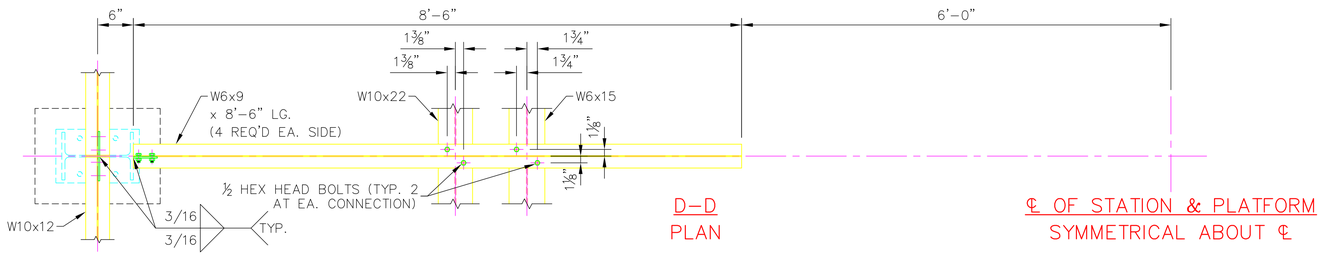

D–D
PLAN

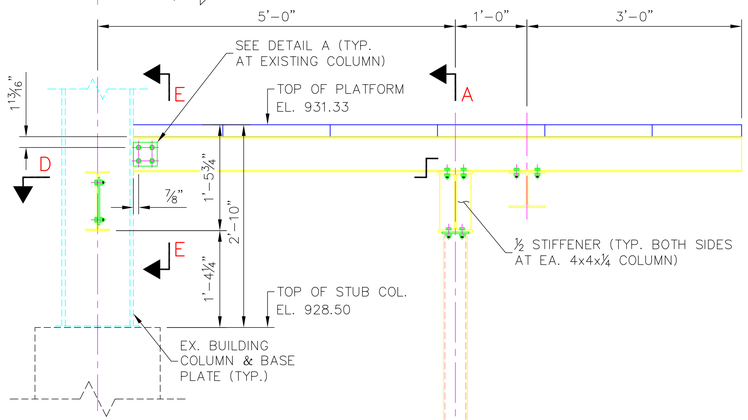

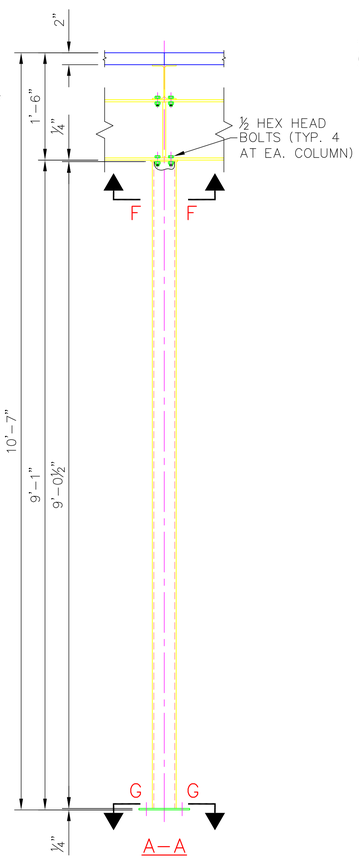

A–A

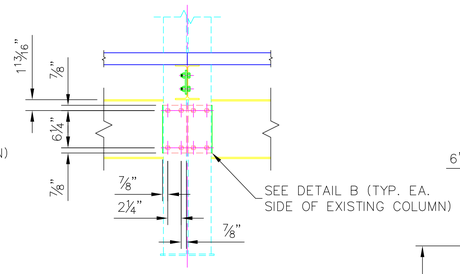

E–E

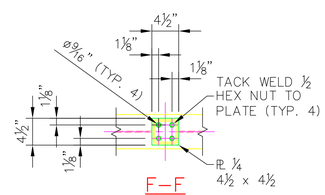

F–F

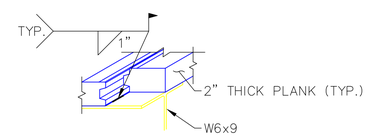

PLANK WELDING
DETAIL

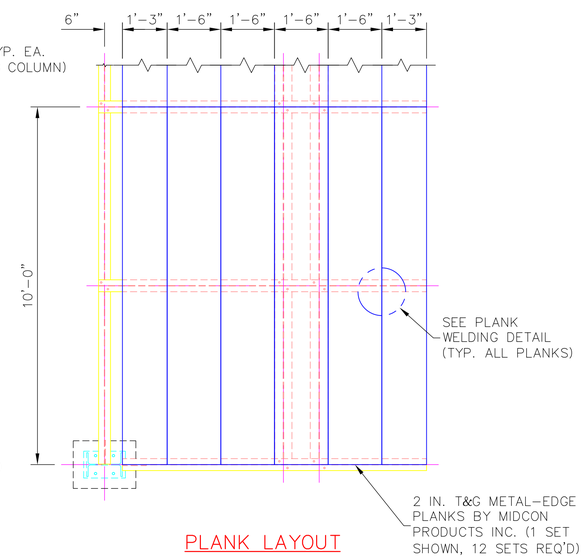

PLANK LAYOUT

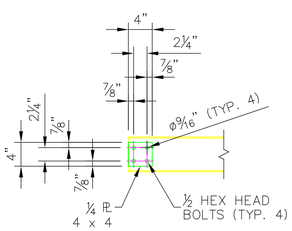

DETAIL A
(1 REQ'D AT EA. COLUMN)

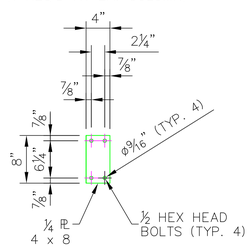

DETAIL B
(2 REQ'D AT INT. COLUMNS,
1 REQ'D AT CORNER COLUMNS)

C–C
PLATFORM AT STUB COLUMN

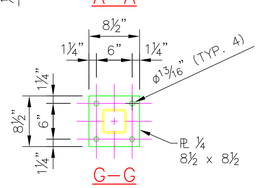

G–G
COLUMN BASE

Andy's Best CAD
9715 South Merimbula Street
Littleton, Colorado 80130
303-791-1622
andysbestcad@yahoo.com
www.andysbestcad.com

ABC NO: JOB NO. DATE: DATE

ISSUE:

NO:	DATE:	ISSUE:

DRAWN: A.LANDT
DESIGNED:
CHECKED:
CLIENT JOB NO.:
DATE: 08/09/07
FILE: ABC–S04–137

DRAWING TITLE:
STATION PLATFORM DETAILS SHEET 2

DRAWING NUMBER:
S04/137

© 2007 ANDY'S BEST CAD. ALL RIGHTS RESERVED. THIS DRAWING IS THE PROPERTY OF ANDY'S BEST CAD AND IS PROTECTED BY THE COPYRIGHT LAWS OF THE UNITED STATES OF AMERICA. ANY UNAUTHORIZED USE OR DUPLICATION OF THE INFORMATION CONTAINED HEREIN OR PART THEREOF IS STRICTLY PROHIBITED.