

401



501

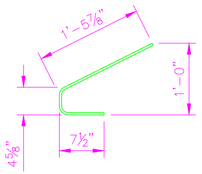

301

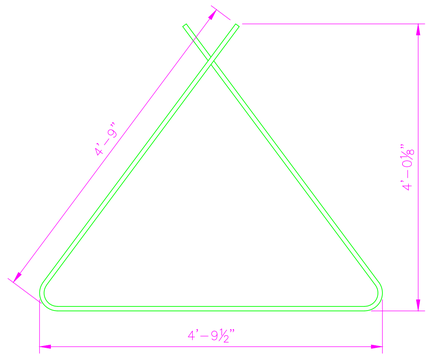

601

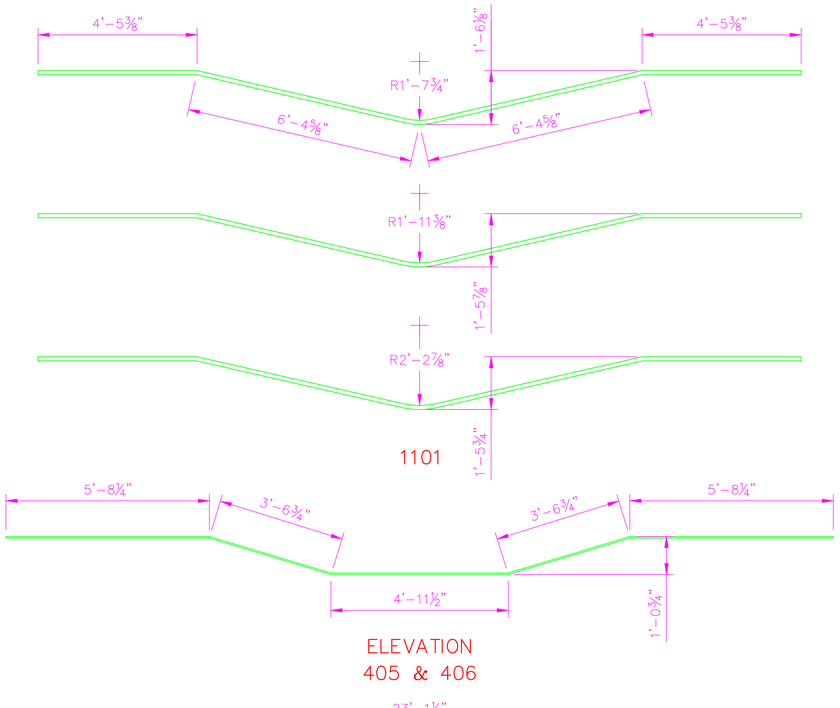

1101

ELEVATION
405 & 406



408

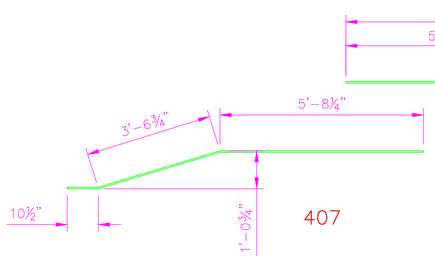

407

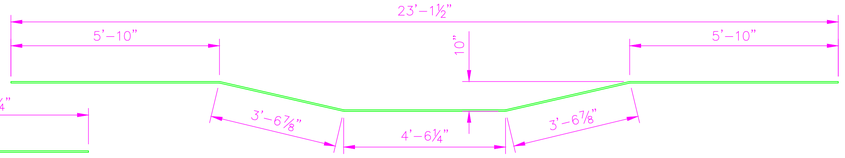

PLAN
406

REINFORCING STEEL SCHEDULE TWIN TRACK GUIDEWAY PIER CAPITAL				
MARK	NO	LENGTH	TYPE	TOTAL LENGTH
301	20	2'-4"	BENT	46'-8"
302	6	4'-10"	STRAIGHT	29'-0"
401	16	13'-10"	BENT	221'-4"
402	6	3'-10"	STRAIGHT	23'-0"
403	8	4'-6"	STRAIGHT	36'-0"
404	6	21'-5"	STRAIGHT	128'-6"
405	2	23'-8"	BENT	47'-4"
406	2	23'-8"	BENT	47'-4"
407	2	10'-2"	BENT	20'-4"
408	4	11'-10"	BENT	47'-4"
409	4	16'-2"	BENT	64'-8"
410	12	12'-7"–16'-4"	BENT	151'-0"–196'-0"
411	12	16'-3"–17'-8"	BENT	195'-0"–212'-0"
412	4	17'-0"–17'-5"	BENT	68'-0"–69'-8"
413	4	17'-11"	BENT	71'-8"
414	12	10'-10"–11'-3"	BENT	130'-0"–135'-0"
415	2	13'-10"	STRAIGHT	27'-8"
501	16	14'-3"	BENT	228'-0"
601	16	14'-5"	BENT	230'-8"
1101	6	21'-9"	BENT	130'-6"
1102	4	13'-3"	STRAIGHT	53'-0"

NOTES:
1. ALL DIMENSIONS ARE OUT TO OUT
2. ALL HOOKS AND BENDS SHALL HAVE AN INTERNAL RADIUS OF 3X BAR DIAMETER
3. MINIMUM SPLICE LENGTH FOR LONG LENGTH LONGITUDINAL BARS SHALL BE 9"



409



410

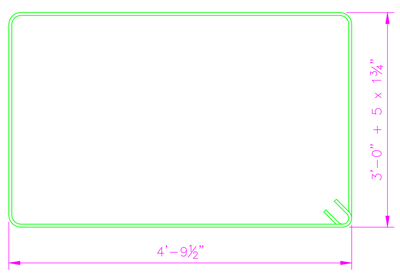

411



412

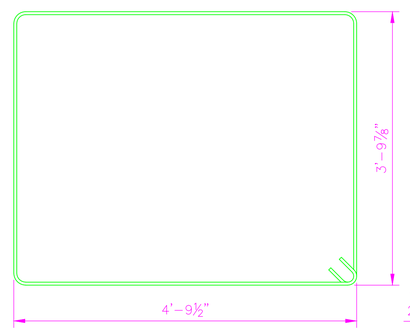

413



414

© 2022 ANDY'S BEST CAD, ALL RIGHTS RESERVED. THIS DRAWING IS THE PROPERTY OF ANDY'S BEST CAD AND IS PROTECTED BY COPYRIGHT LAWS OF THE UNITED STATES OF AMERICA. ANY UNAUTHORIZED USE OF THE INFORMATION CONTAINED HEREIN OR PART THEREOF IS STRICTLY PROHIBITED. RECEIPT OR POSSESSION THEREOF DOES NOT CONFER OR TRANSFER ANY RIGHT TO MAKE, COPY, MANUFACTURE AND/OR SELL EITHER THE DRAWING OR THE ITEMS SHOWN THEREIN.

REV:	REVISION DESCRIPTION:	DATE:

ABC

ANDY'S BEST CAD
1323 CARLYLE PARK CIRCLE
HIGHLANDS RANCH, CO 80129
303-808-3352
WWW.ANDYSBESTCAD.COM

DRAWN: ABC
DESIGNED:
CLIENT:
DATE: 03/14/22
SCALE: AS SHOWN

PROJECT:
ELEVATED GUIDEWAY
REINFORCED CONCRETE
ENGINEERING DRAWINGS

DRAWING TITLE:
BAR BENDING DIAGRAMS
TWIN TRACK
GUIDEWAY PIER CAPITAL

DRAWING NO:
RC107
OF