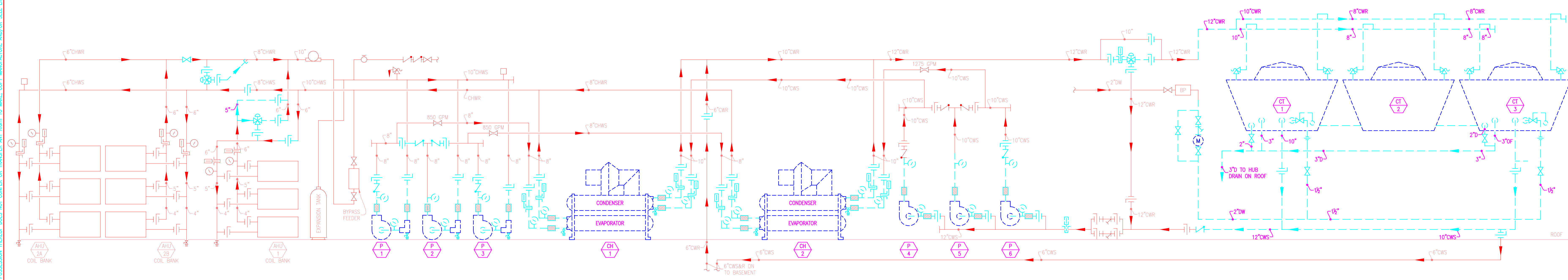
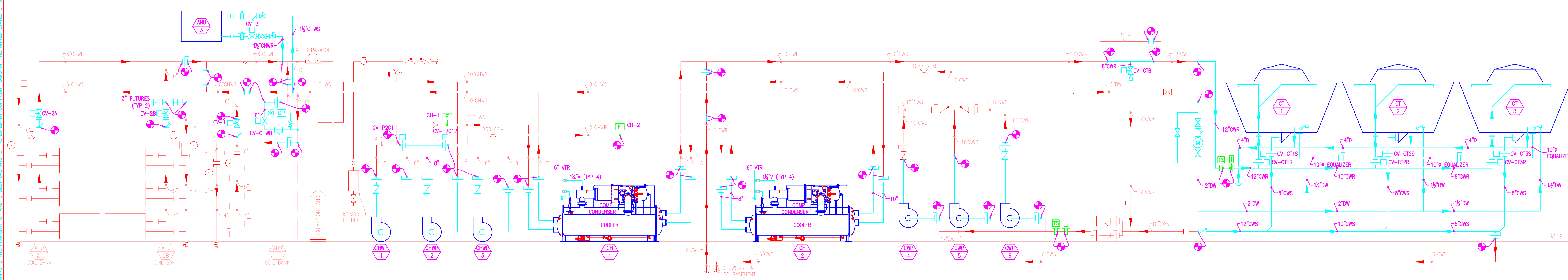


©2022 ANDY'S BEST CAD. ALL RIGHTS RESERVED. THIS DRAWING IS THE PROPERTY OF ANDY'S BEST CAD AND IS PROTECTED BY COPYRIGHT LAWS OF THE UNITED STATES OF AMERICA. ANY UNAUTHORIZED USE OF THE INFORMATION CONTAINED HEREIN OR PART THEREOF IS STRICTLY PROHIBITED. REPEAT OR POSSESSION THEREOF DOES NOT CONVEY OR TRANSFER ANY RIGHT TO MAKE, COPY, MANUFACTURE AND/OR SELL EITHER THE DRAWING OR THE ITEMS SHOWN THEREIN.

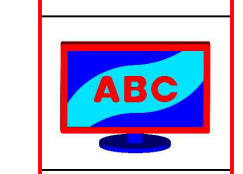


DEMOLITION PIPING SCHEMATIC DIAGRAM
NONE



NEW PIPING SCHEMATIC DIAGRAM
NONE

DATE:	
REVISION DESCRIPTION:	
ENGINEER'S STAMP	
PROJECT:	COMMERCIAL OFFICE BUILDING CHILLER PLANT RENOVATION MECHANICAL CONSTRUCTION DRAWINGS
DRAWING TITLE:	PIPING SCHEMATIC DIAGRAMS
DRAWN:	ABC
DESIGNED:	ABC
CLIENT:	ANDY'S BEST CAD
DATE:	03/10/22
SCALE:	NONE
DRAWING NO.:	M03
OF	03



DRAWING NO. M03 OF 03

ANDY'S BEST CAD
1323 CARLYLE PARK CIRCLE
HIGHLANDS RANCH, CO 80129
303-808-3352
WWW.ANDYSBESTCAD.COM