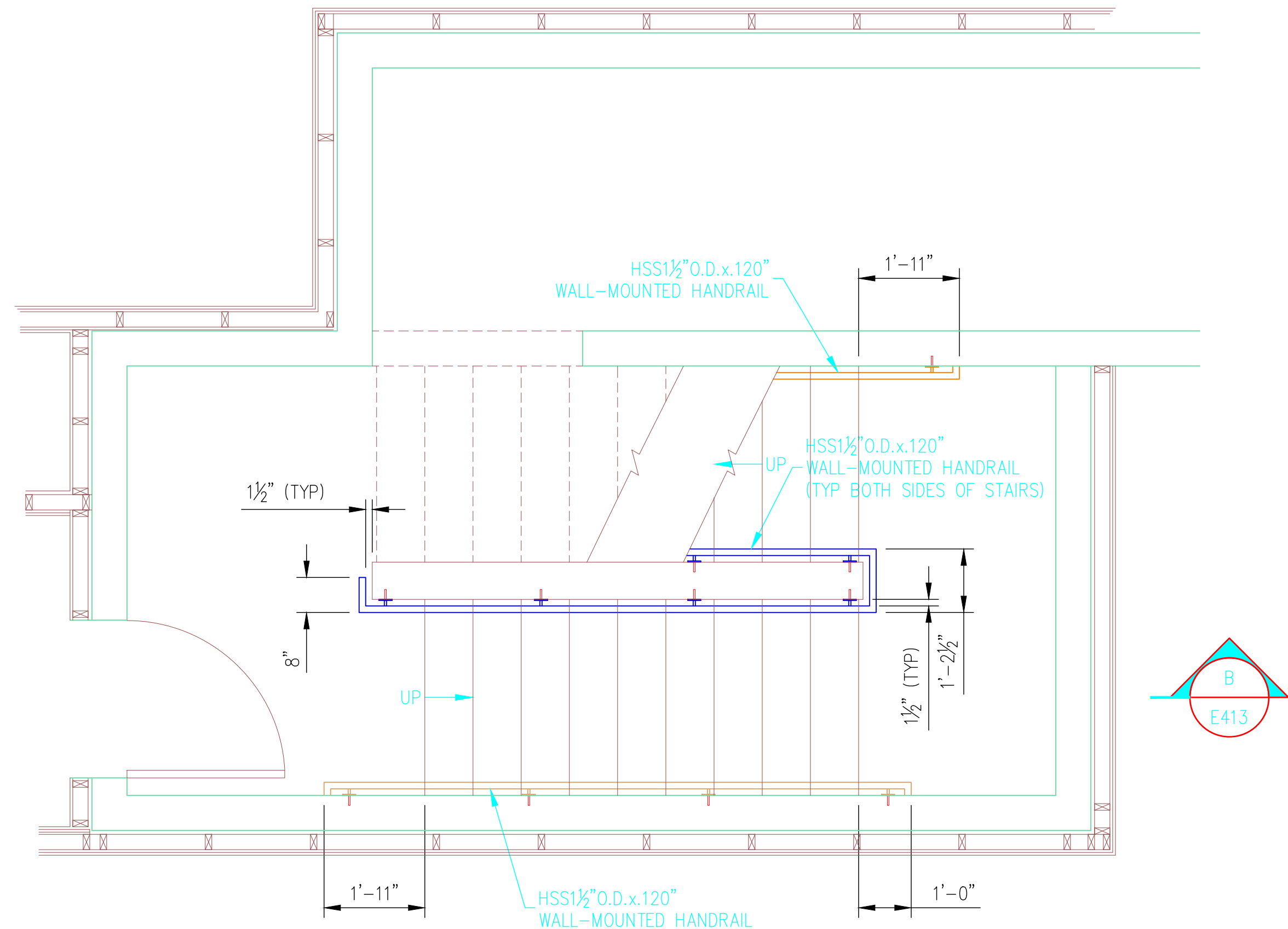
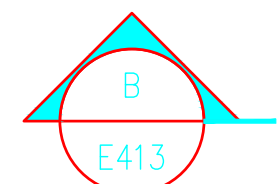
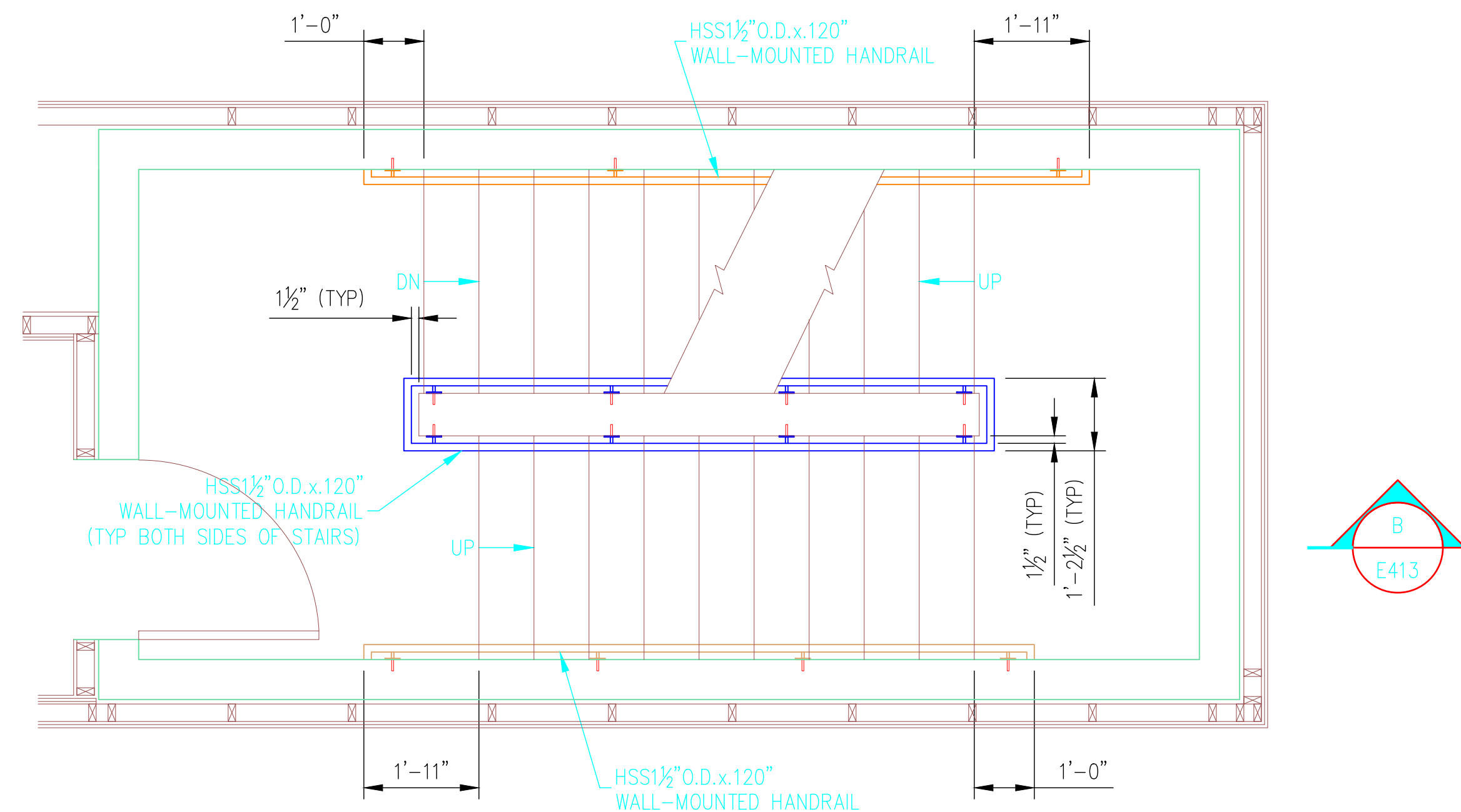
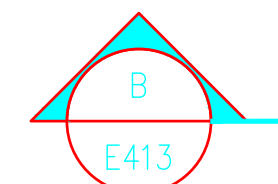


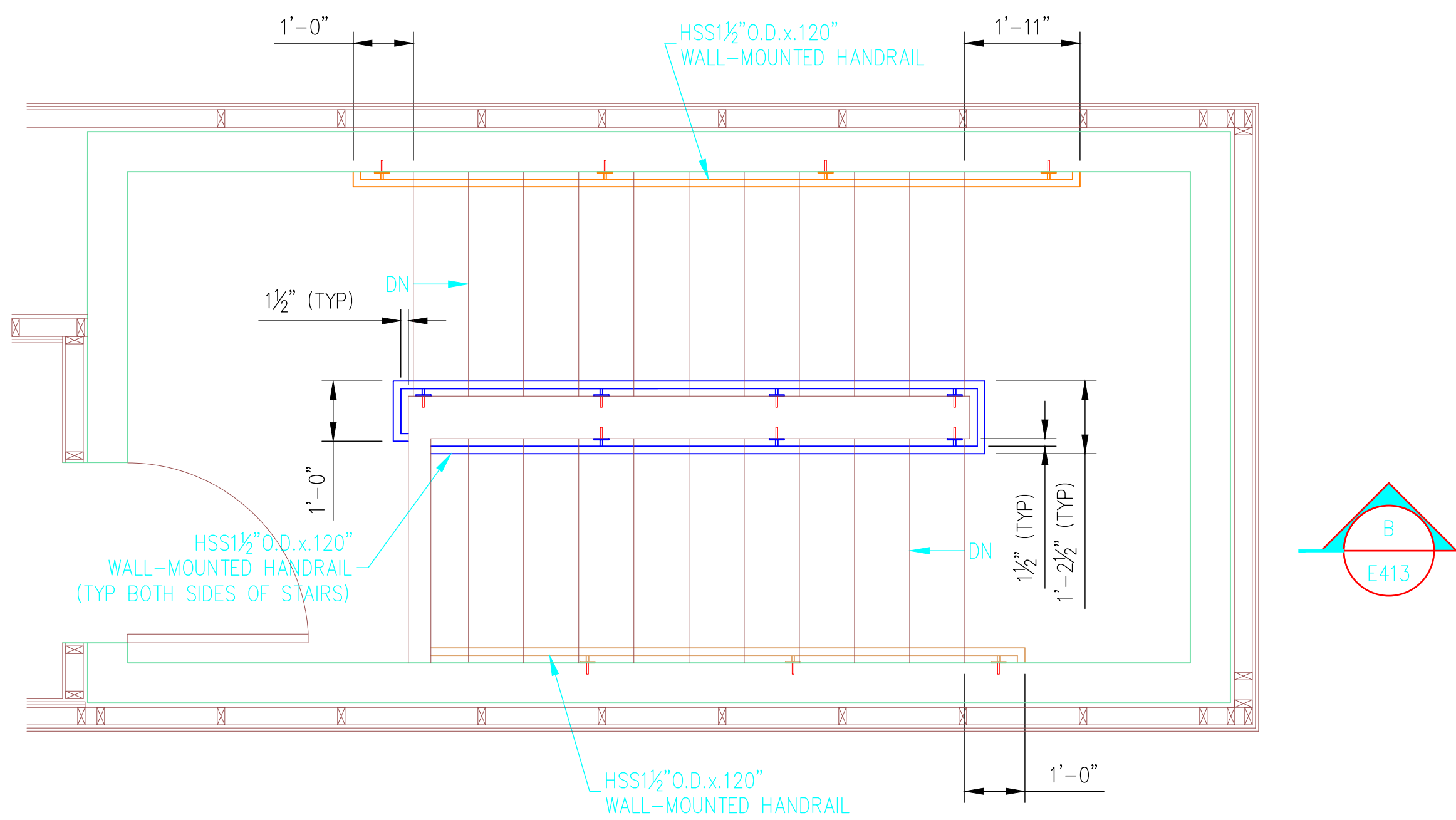
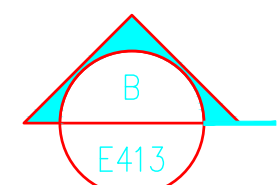
©2021 ANDY'S BEST CAD. ALL RIGHTS RESERVED. THIS DRAWING IS THE PROPERTY OF ANDY'S BEST CAD AND IS PROTECTED BY COPYRIGHT LAWS OF THE UNITED STATES OF AMERICA. ANY UNAUTHORIZED USE OF THE INFORMATION CONTAINED HEREIN OR PART THEREOF IS STRICTLY PROHIBITED. RECEIPT OR POSSESSION THEREOF DOES NOT CONVEY OR TRANSFER ANY RIGHT TO MAKE, COPY, MANUFACTURE AND/OR SELL OTHERS THE DRAWING OR THE ITEMS SHOWN THEREON.



A FIRST FLOOR SOUTH STAIR PLAN
SCALE: 1/2"=1'-0"



B SECOND FLOOR SOUTH STAIR PLAN
SCALE: 1/2"=1'-0"




C THIRD FLOOR SOUTH STAIR PLAN
SCALE: 1/2"=1'-0"

GENERAL NOTES

1. SEE DRAWING E414 FOR MATERIAL AND FABRICATION SPECIFICATIONS.
2. FIELD VERIFY ALL WALL-MOUNTED HANDRAIL DIMENSIONS, INTERIOR AND EXTERIOR WALL TYPES PRIOR TO FABRICATION AND INSTALLATION OF HANDRAILS.
3. ALL FIELD WELDED CONNECTIONS SHALL BE CONTINUOUS, GRIND SMOOTH FOR FLUSH TRANSITIONS & PRIMER COATED. PROTECT EXISTING FINISHES DURING CONSTRUCTION.

REV#	REVISION DESCRIPTION	DATE



ANDY'S BEST CAD
1323 CARLYLE PARK CIRCLE
HIGHLANDS RANCH, CO 80129
303-808-3352
WWW.ANDYSBESTCAD.COM

ABC
DRAWN: ABC
DESIGNED: ABC
CLIENT: ABC
DATE: 12/06/21
SCALE: 1/2"=1'-0"

PROJECT:
LUXURY CONDOMINIUMS
DENVER, COLORADO
STAIRCASE, DECK, EXT RAILING
ARCH METALS SHOP DRAWINGS

DRAWING TITLE:
FIRST FLOOR, SECOND FLOOR
& THIRD FLOOR
PARTIAL SOUTH STAIR PLANS

DRAWING NO.:
E412
OF