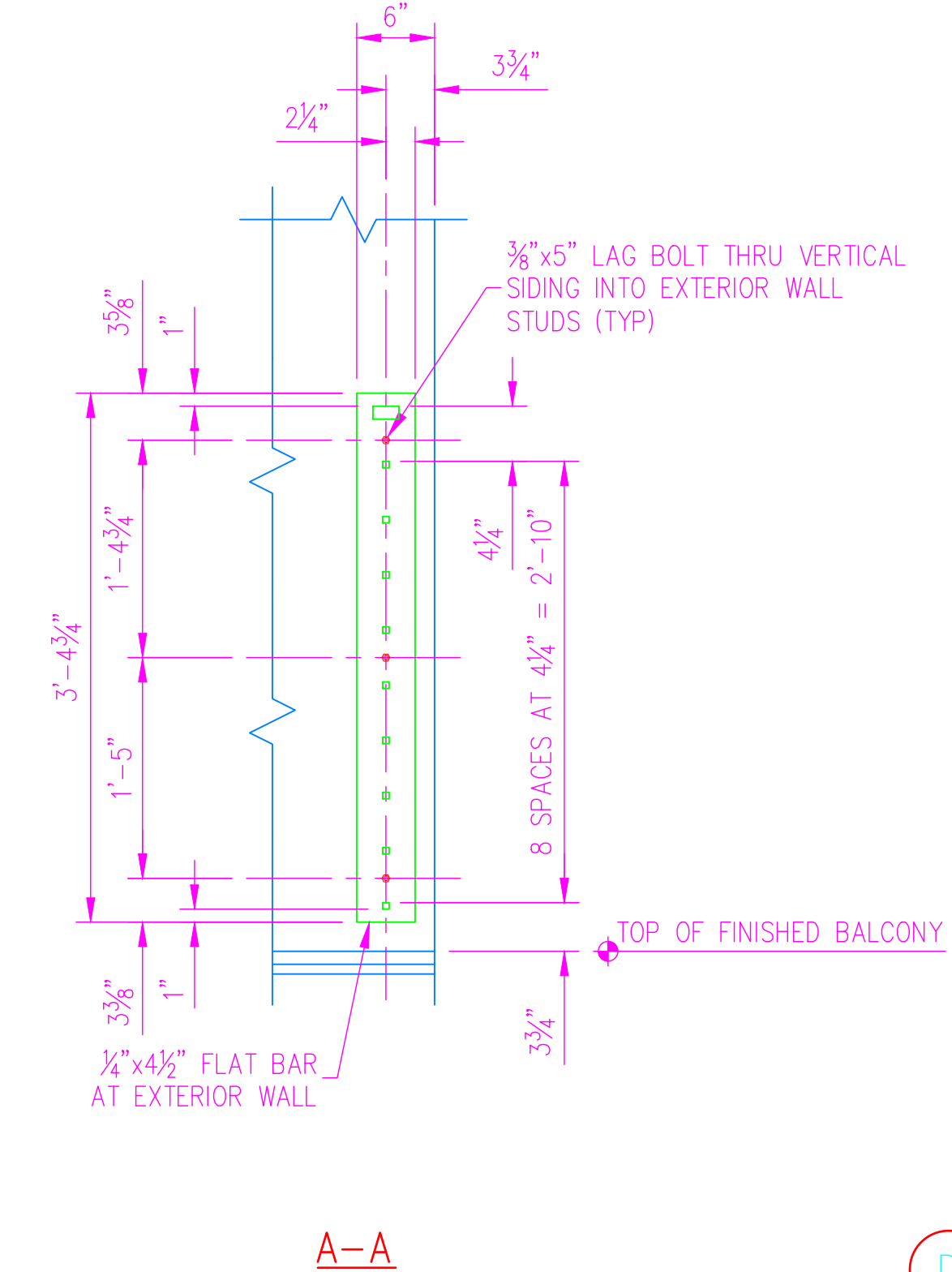
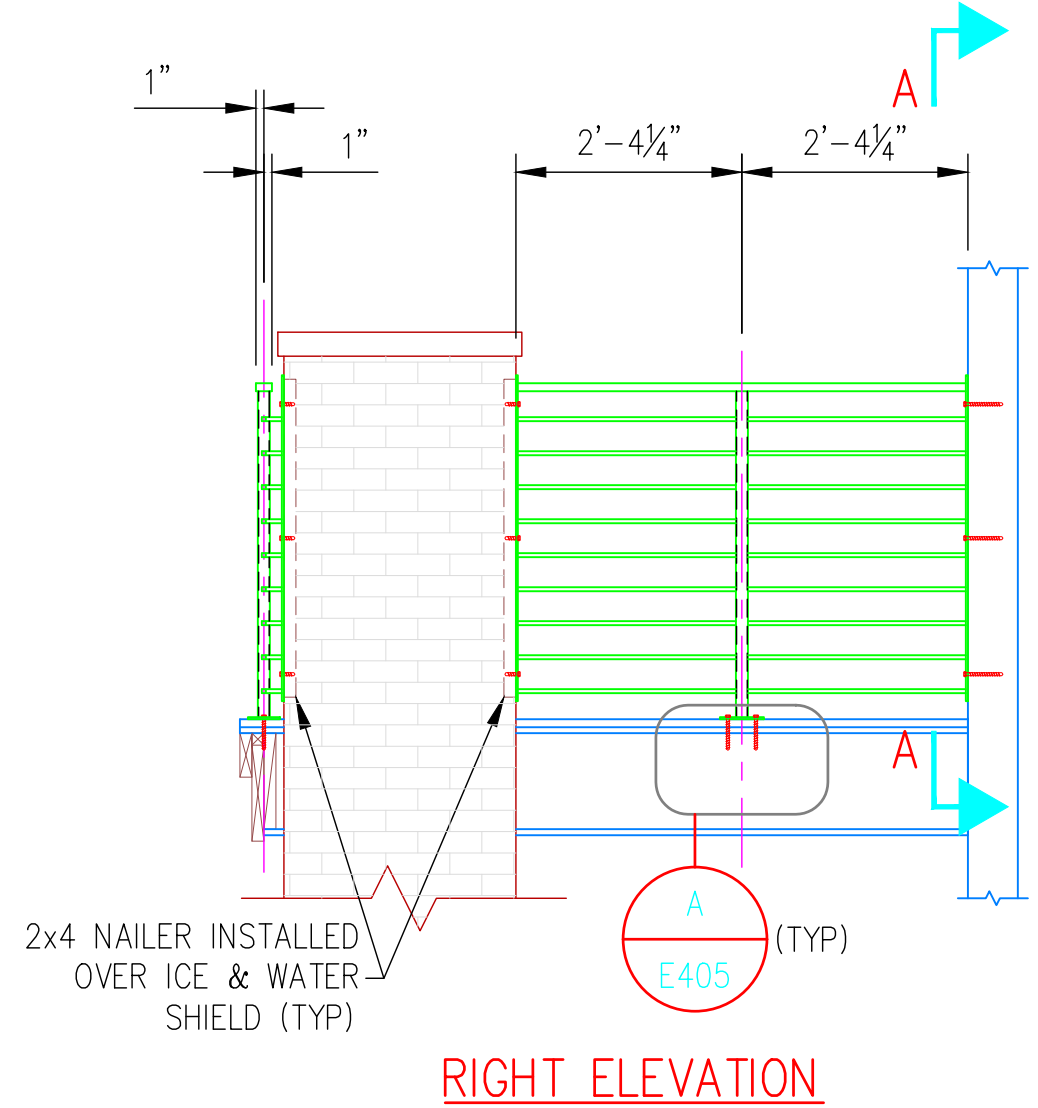
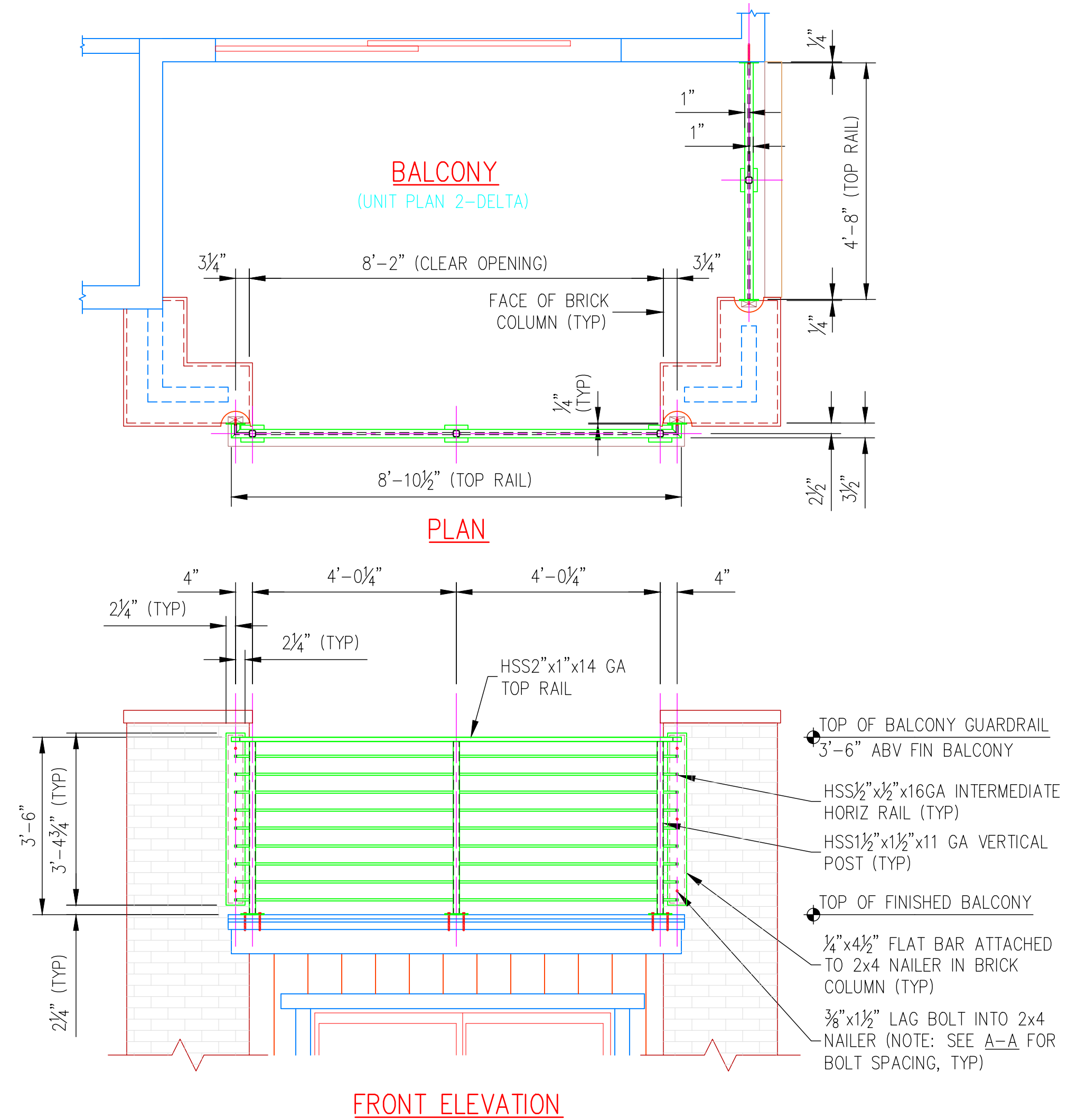
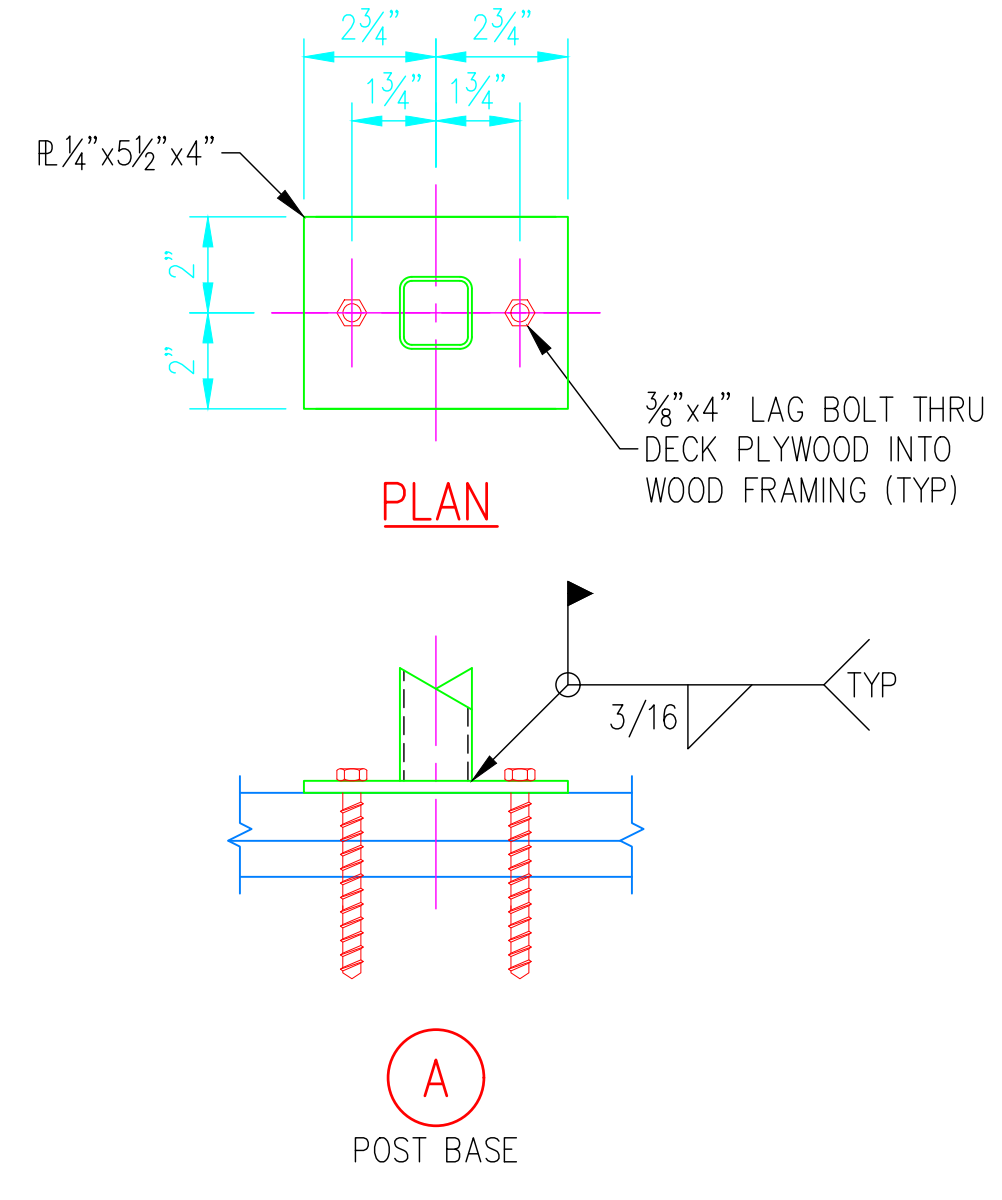
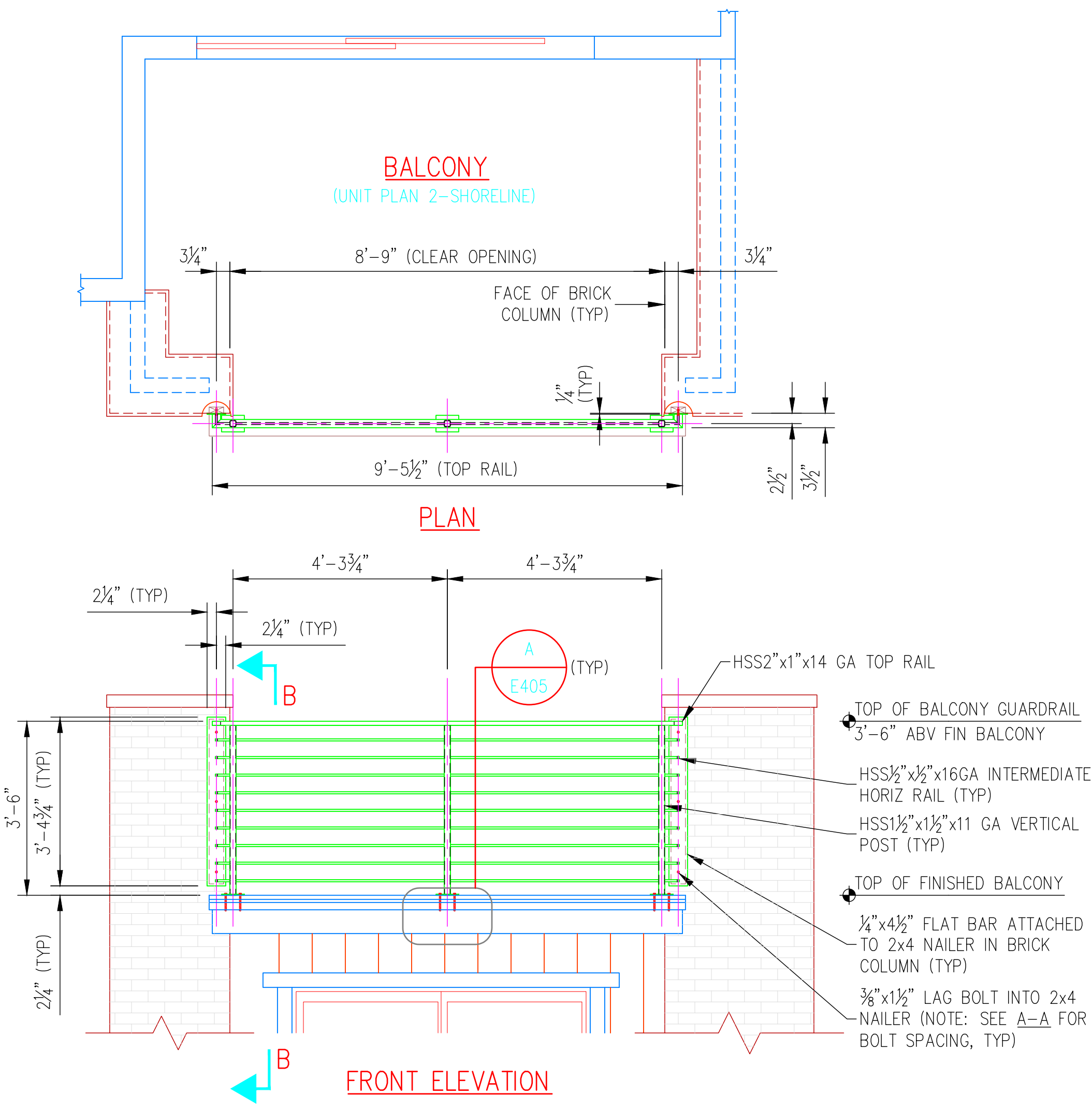


©2021 ANDY'S BEST CAD. ALL RIGHTS RESERVED. THIS DRAWING IS THE PROPERTY OF ANDY'S BEST CAD AND IS PROTECTED BY COPYRIGHT LAWS OF THE UNITED STATES OF AMERICA. ANY UNAUTHORIZED USE OF THE INFORMATION CONTAINED HEREIN OR PART THEREOF IS STRICTLY PROHIBITED. RECEIPT OR POSSESSION THEREOF DOES NOT CONFER OR TRANSFER ANY RIGHT TO MAKE, COPY, MANUFACTURE AND/OR SELL EITHER THE DRAWING OR THE ITEMS SHOWN THEREIN.



D BALCONY GUARDRAILS-UNIT PLAN 2-DELTA
SCALE: 1/2"=1'-0"



E BALCONY GUARDRAILS-UNIT PLAN 2-SHORELINE
SCALE: 1/2"=1'-0"


GENERAL NOTES

1. THIS DRAWING IS INTENDED TO BE A GENERAL ARRANGEMENT OF THE BALCONY, EXTERIOR PORCH AND EXTERIOR STAIR GUARDRAIL LENGTHS, WIDTHS, HEIGHTS, CONFIGURATIONS AND WALL CONNECTIONS. THE DIMENSIONS SHOWN FOR THE EXTERIOR GUARDRAILS ARE REPRESENTATIVE AND ARE ONLY SHOWN FOR THE REVIEW PURPOSES FOR A TYPICAL EXTERIOR GUARDRAIL INSTALLATION. THE ACTUAL DIMENSIONS FOR EACH SPECIFIC EXTERIOR GUARDRAIL LENGTH AND WIDTH, THE CONFIGURATION AND THE WALL AND VERTICAL POST CONNECTIONS REQUIRED WILL VARY DEPENDING ON THE ACTUAL FLOOR LEVEL, THE TYPE OF EXTERIOR WALLS AND THE FLOOR TYPE AT EACH EXTERIOR GUARDRAIL LOCATION.
2. FIELD VERIFY ALL DIMENSIONS, EXTERIOR WALL AND FLOOR TYPES PRIOR TO FABRICATION AND INSTALLATION OF ALL EXTERIOR GUARDRAILS.
3. ALL FIELD WELDED CONNECTIONS SHALL BE CONTINUOUS, GROUND SMOOTH FOR FLUSH TRANSITIONS & PRIMER COATED. PROTECT EXISTING FINISHES DURING CONSTRUCTION.

MATERIAL, COATING & FABRICATION SPECIFICATIONS

MATERIALS & FABRICATION	COATINGS
ROLLED W SHAPES: ASTM A992, 50 ksi	
ROLLED CHANNELS, ANGLES, PLATES, M SHAPES: ASTM A36, 36 ksi	
PIPES: ASTM A53, GR B, SCH 40, BLACK	
HSS TUBES: ASTM A500, GR B OR A513	
LAG BOLTS: TYPE 304 SSSL	
SLEEVE ANCHORS: TYPE 304 SSSL	
EXPANSION ANCHORS: TYPE 304 SSSL	
SURFACE PREP:	
WELDING: AWS D1.1, AWS A5.1 CLASS E70XX-LOW HYDROGEN ELECTRODES	

DATE:	
REVISION DESCRIPTION:	



ANDY'S BEST CAD
1323 CARLYLE PARK CIRCLE
HIGHLANDS RANCH, CO 80129
303-808-3352
WWW.ANDYSBESTCAD.COM

DRAWN: ABC
DESIGNED: ABC
CLIENT: ABC
DATE: 12/06/21
SCALE: 1/2"=1'-0"

PROJECT:
LUXURY TOWNHOMES
LITTLETON, COLORADO
ARCHITECTURAL METALS
SHOP DRAWINGS

DRAWING TITLE:
BALCONY GUARDRAILS
UNIT PLANS 2

DRAWING NO.:
S405
OF