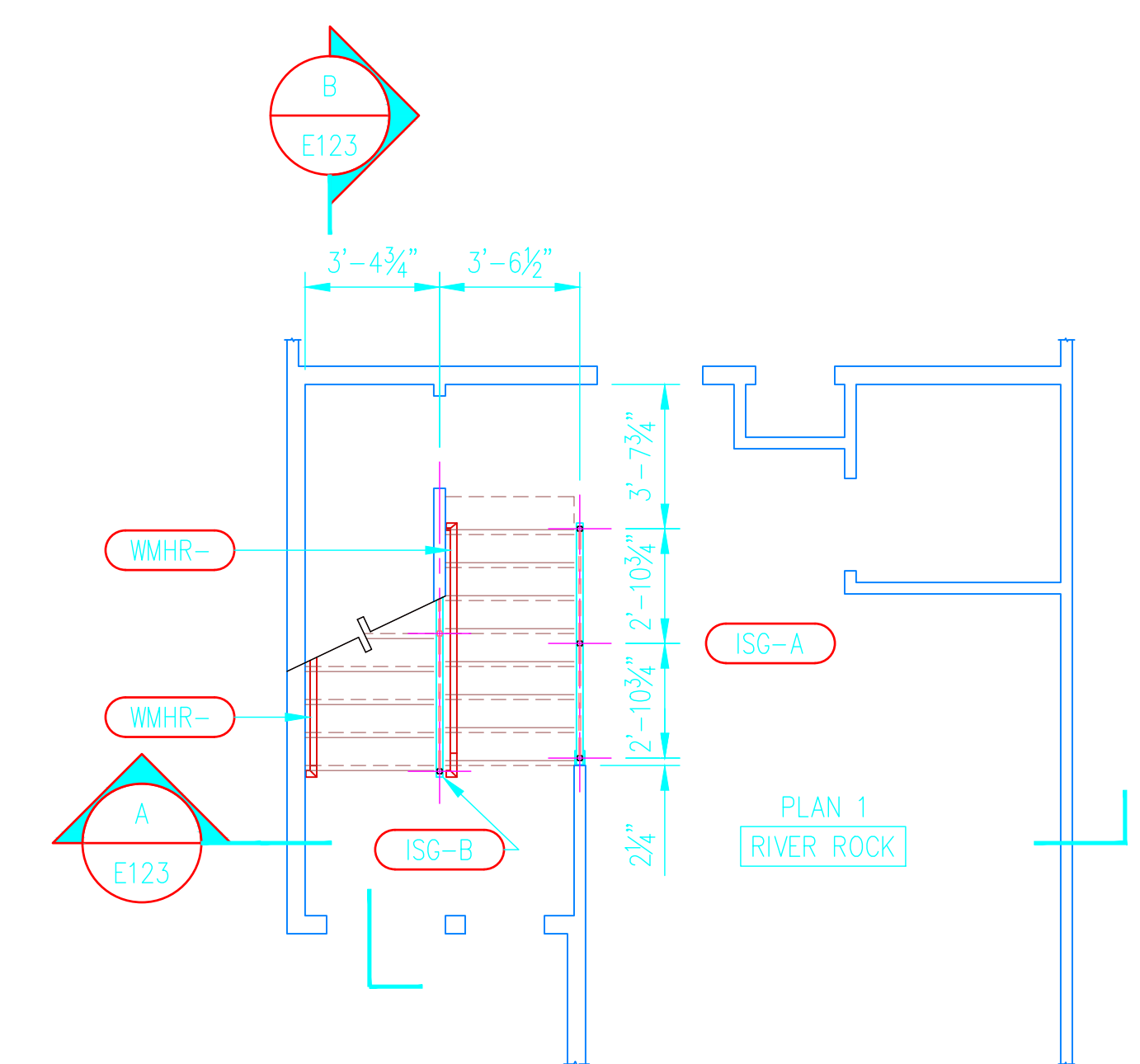
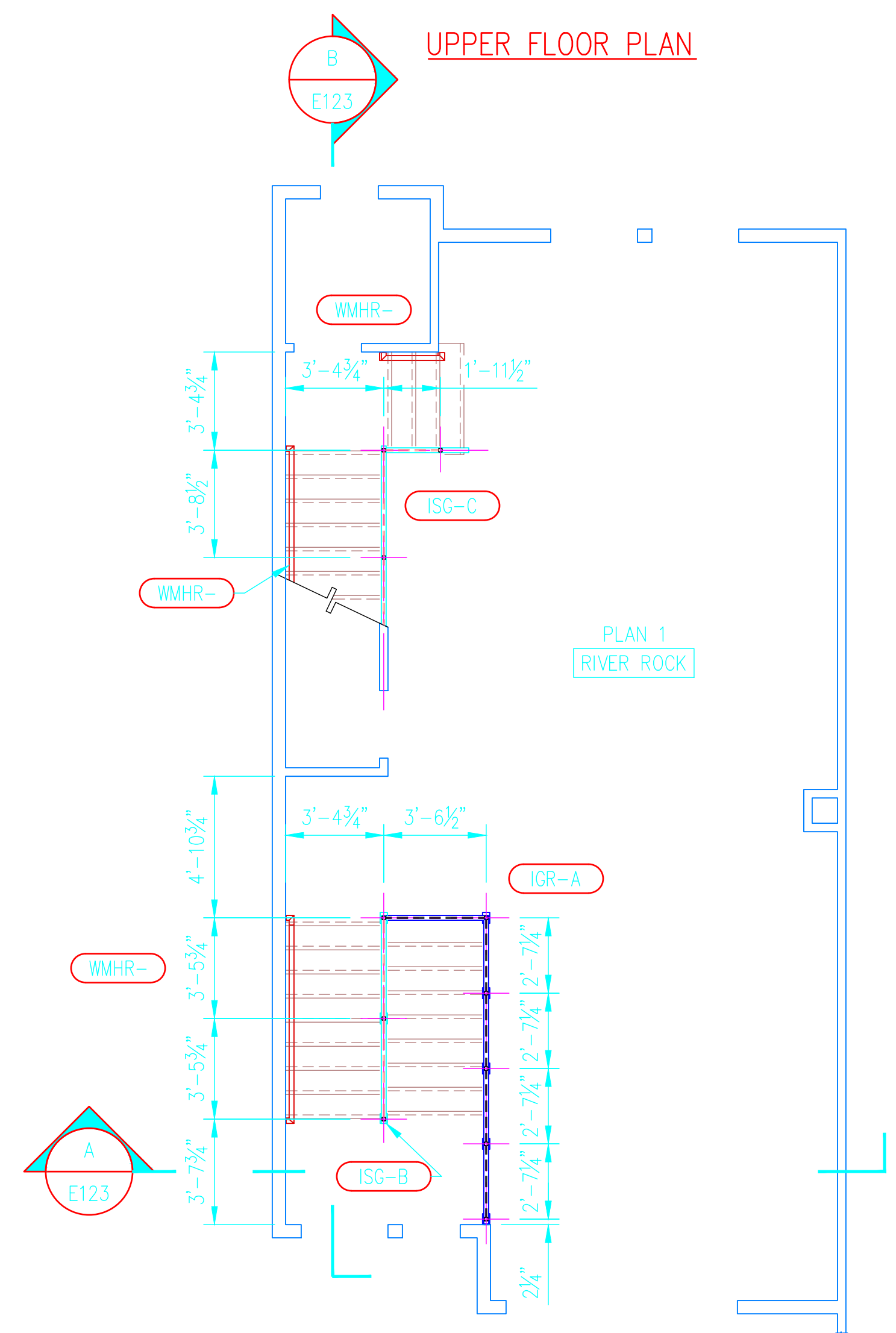
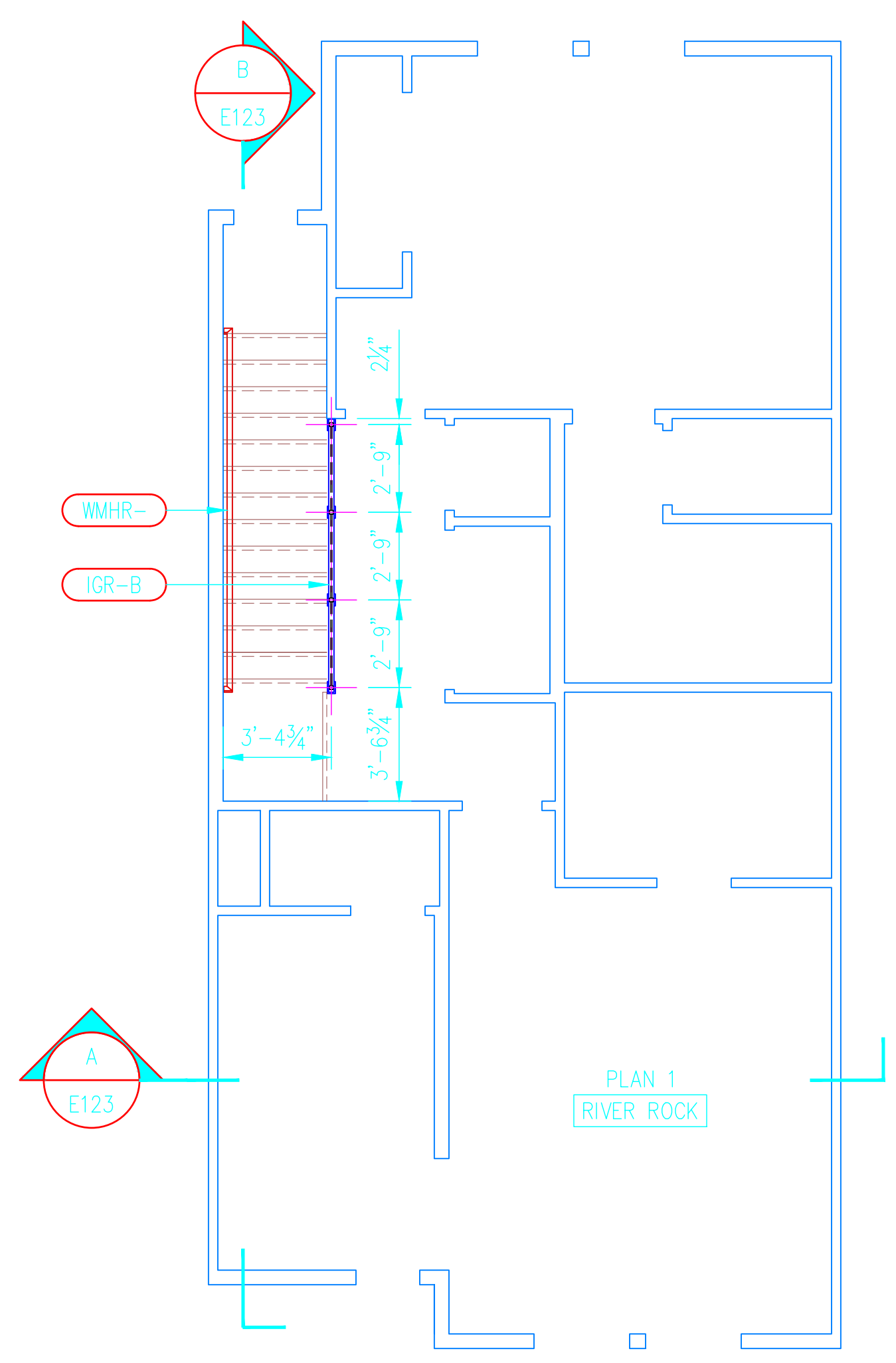
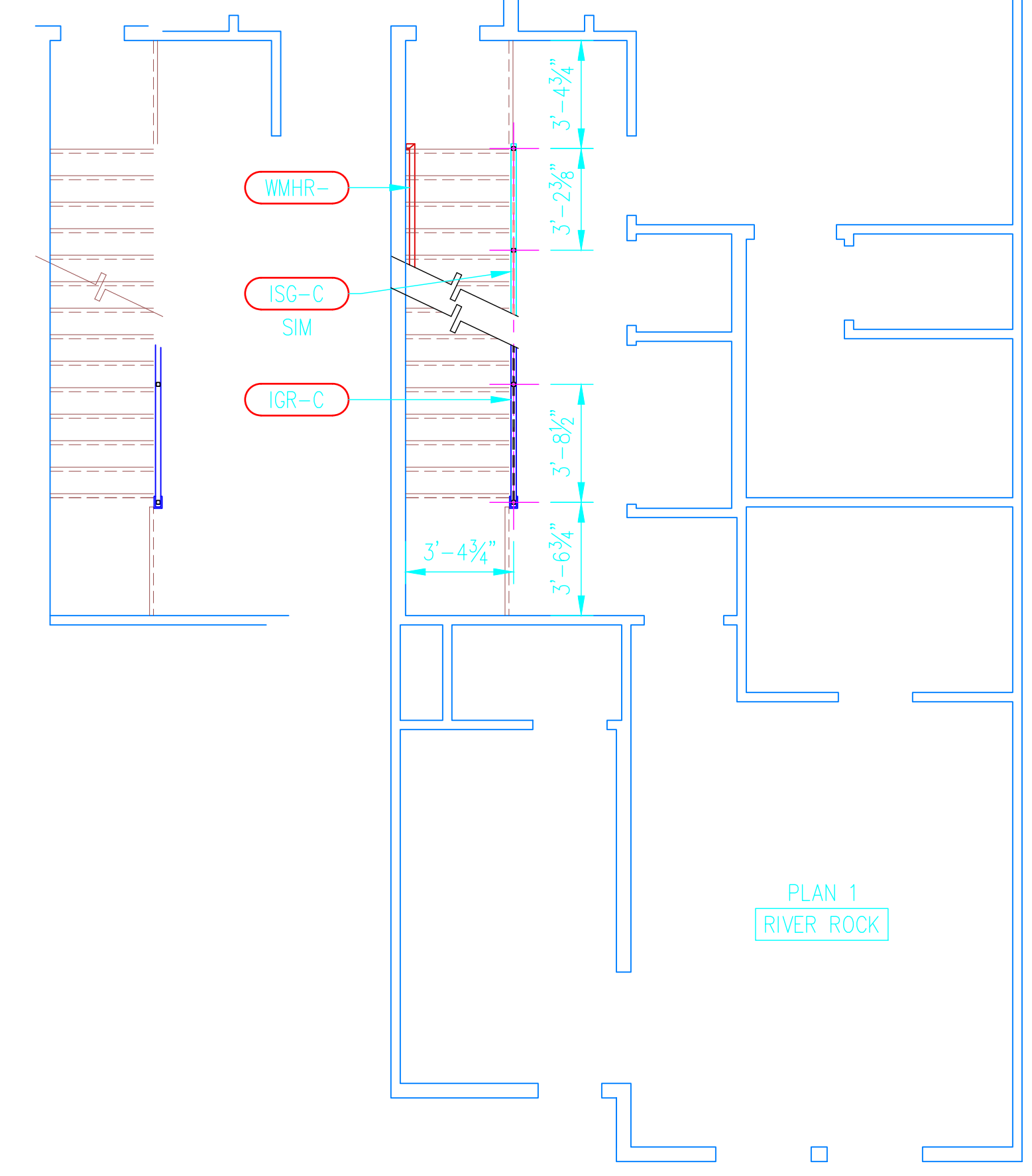
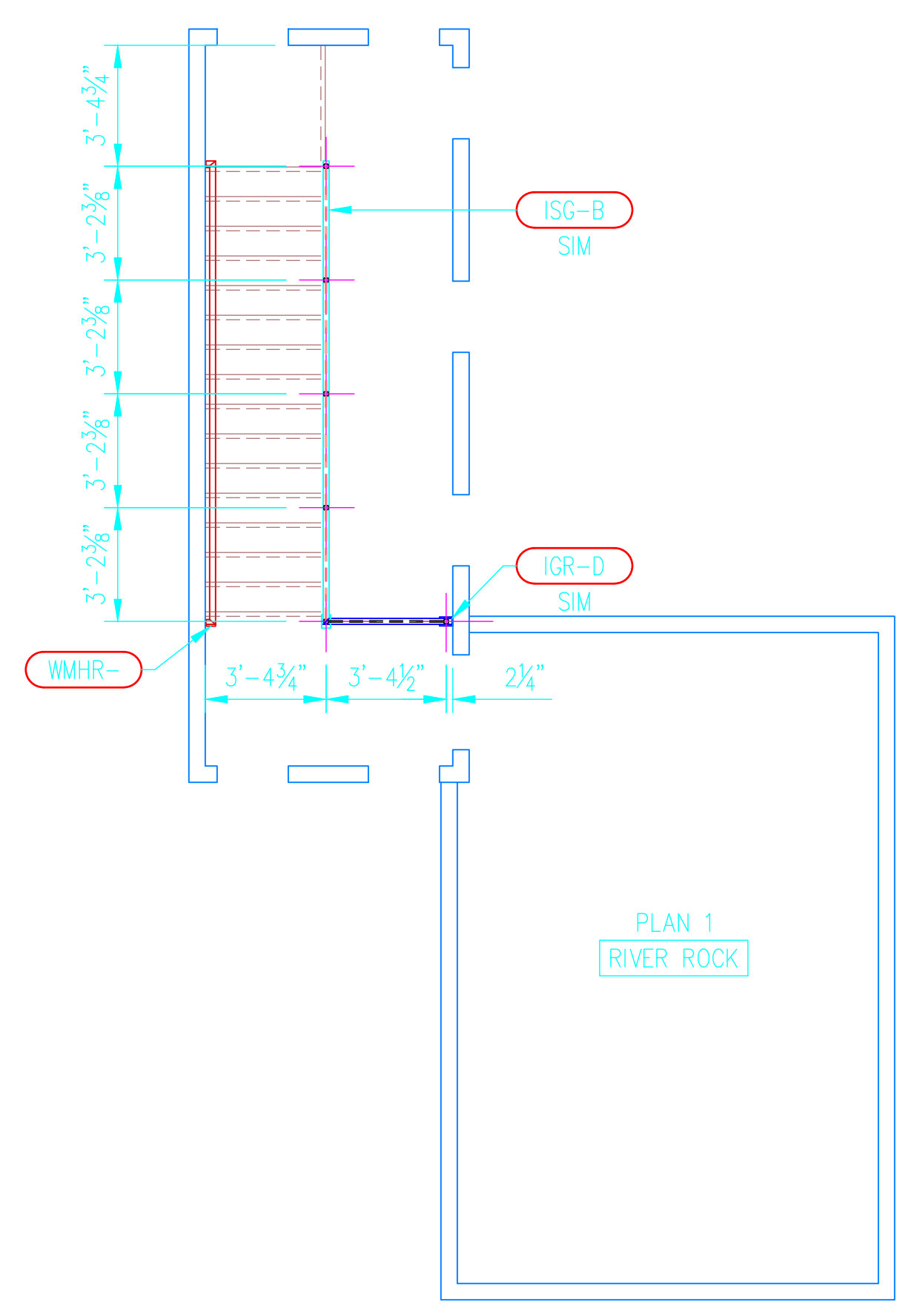



©2021 ANDY'S BEST CAD. ALL RIGHTS RESERVED. THIS DRAWING IS THE PROPERTY OF ANDY'S BEST CAD AND IS PROTECTED BY COPYRIGHT LAWS OF THE UNITED STATES OF AMERICA. ANY UNAUTHORIZED USE OF THE INFORMATION CONTAINED HEREIN IS STRICTLY PROHIBITED. RECEIPT OR POSSESSION THEREOF DOES NOT CONVEY OR TRANSFER ANY RIGHT TO MAKE, COPY, MANUFACTURE AND/OR SELL EITHER THE DRAWING OR THE ITEMS SHOWN THEREIN.



- ### GENERAL NOTES
- THIS DRAWING IS INTENDED TO BE A GENERAL ARRANGEMENT OF THE INTERIOR GUARDRAIL, INTERIOR STAIRGUARD AND WALL MOUNTED HANDRAIL LENGTHS, WIDTHS, HEIGHTS, CONFIGURATIONS AND FLOOR CONNECTIONS FOR EACH FLOOR PLAN ON UNIT PLAN 1. THE ACTUAL DIMENSIONS FOR EACH SPECIFIC INTERIOR GUARDRAIL AND STAIR GUARD LENGTH AND WIDTH, THE CONFIGURATION AND THE VERTICAL POST CONNECTIONS REQUIRED WILL VARY DEPENDING ON THE ACTUAL FLOOR LEVEL, THE WOOD FLOOR STRUCTURE AND THE WOOD STAIR STRINGERS THAT ARE PRESENT AT EACH INTERIOR GUARDRAIL AND STAIRGUARD LOCATION.
 - THE DIMENSIONS SHOWN FROM WALLS ARE FROM FACE OF WOOD STUD TO CENTERLINE OF VERTICAL RAILING POSTS UNLESS NOTED OTHERWISE.
 - FIELD VERIFY ALL DIMENSIONS, EXTERIOR WALL AND FINISHED FLOOR TYPES PRIOR TO FABRICATION AND INSTALLATION OF ALL INTERIOR GUARDRAILS, INTERIOR STAIRGUARDS AND WALL MOUNTED HANDRAILS.
 - FIELD VERIFY WITH THE GENERAL CONTRACTOR ALL GUARDRAIL AND STAIRGUARD BASEPLATE ANCHORING FASTENERS WHICH WILL BE ANCHORED TO FLOORING STRUCTURE OR STAIR STRINGER STRUCTURE PRIOR TO INSTALLING ANY FASTENERS.
 - ALL FIELD WELDED CONNECTIONS SHALL BE CONTINUOUS, GROUND SMOOTH FOR FLUSH TRANSITIONS & PRIMER COATED. PROTECT EXISTING FINISHES DURING CONSTRUCTION.
 - EDGES ON ALL WALL MOUNTED HANDRAILS SHALL HAVE A MINIMUM RADIUS OF 0.01".
 - RAILINGS, GUARDRAILS AND WALL MOUNTED HANDRAILS ON THIS FLOOR PLAN ARE NOT SHOWN IN THE BUILDING SECTIONS ON E123. FABRICATE RAILINGS, GUARDRAILS AND WALL MOUNTED HANDRAILS WITH THE SAME MATERIALS AND CONFIGURATIONS AS OTHER RAILING, GUARDRAIL AND HANDRAIL FABRICATIONS.

DATE:	
REV#	
REVISION DESCRIPTION:	



ANDY'S BEST CAD
1323 CARLYLE PARK CIRCLE
HIGHLANDS RANCH, CO 80129
303-808-3352
WWW.ANDYSBESTCAD.COM

DRAWN: ABC
DESIGNED: ABC
CLIENT: ABC
DATE: 12/06/21
SCALE: 1/4"=1'-0"

PROJECT:
LUXURY TOWNHOMES
LITTLETON, COLORADO
ARCHITECTURAL METALS
SHOP DRAWINGS

DRAWING TITLE:
UNIT PLAN 1
FLOOR PLANS
INTERIOR RAILING KEYPLAN

DRAWING NO.:
E118
OF