©2009 ANDY'S BEST CAD, ALL RIGHTS RESERVED. THIS DRAWING IS THE PROPERTY OF ANDY'S BEST CAD AND IS PROTECTED BY COPYRIGHT LAWS OF THE UNITED STATES OF AMERICA. ANY UNAUTHORIZED USE OF THE INFORMATION CONTAINED HEREIN OR PART THEREOF IS STRICTLY PROHIBITED. RECEIPT OR POSSESSION THEREOF DOES NOT CONFER OR TRANSFER ANY RIGHT TO MAKE, COPY MANUFACTURE AND/OR SELL EITHER THE DRAWING OR THE ITEMS SHOWN THEREIN.

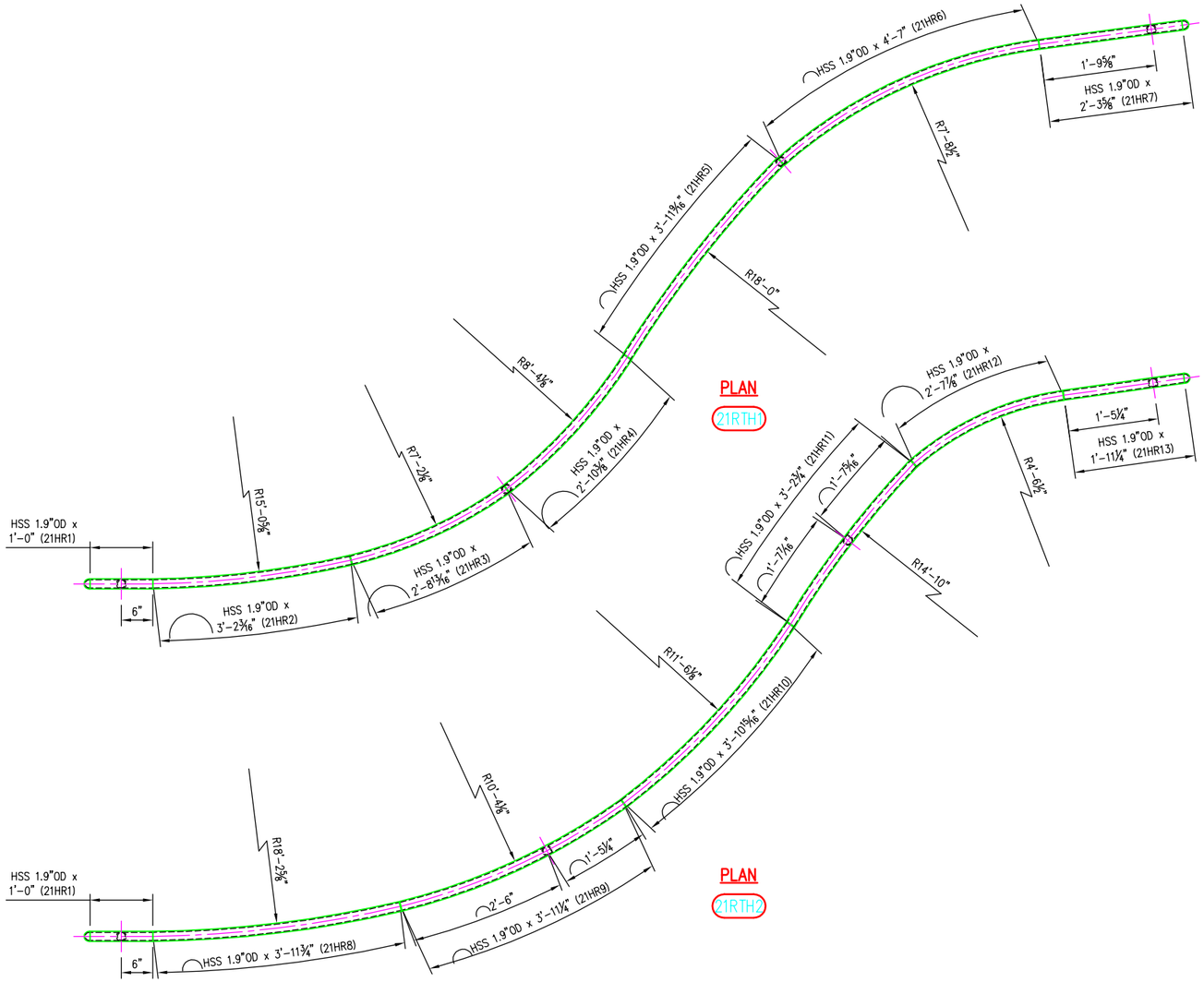

PLAN

21RTH1

PLAN

21RTH2

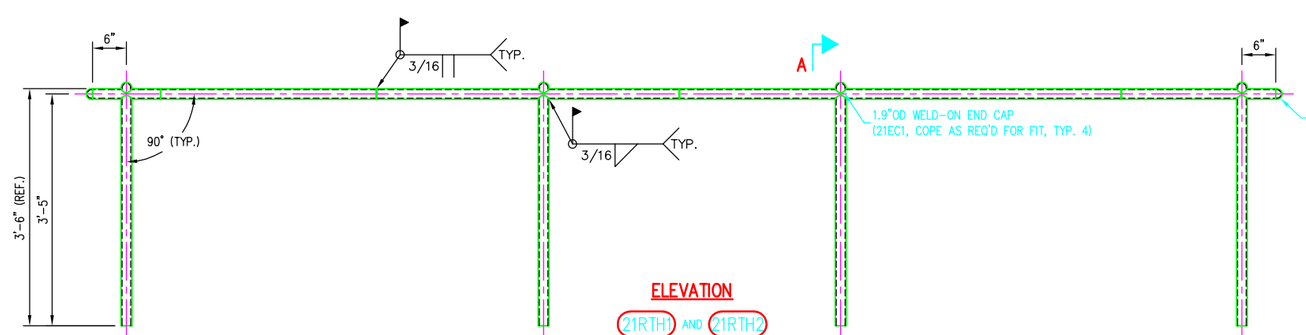

ELEVATION

21RTH1 AND 21RTH2

(1) RAILING TYPE H1
(1) RAILING TYPE H2

RE: SHT. A0.02, DETAIL 2
RE: SHT. A3.41, DETAIL 8

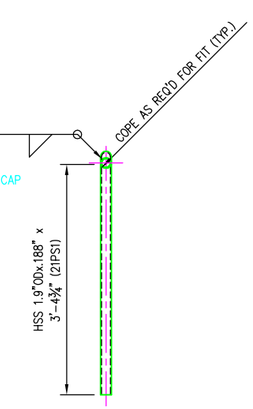

A–A

BILL OF MATERIAL

MARK	QTY	DESCRIPTION	FT	IN	REMARKS
21RTH1	1	RAILING TYPE H1			
21HR1	1	HSS 1.9"ODx.188" WALL	1	0 1/4	STRAIGHT
21HR2	1	HSS 1.9"ODx.188" WALL	3	2 7/16	FORMED
21HR3	1	HSS 1.9"ODx.188" WALL	2	9 1/16	FORMED
21HR4	1	HSS 1.9"ODx.188" WALL	2	10 5/8	FORMED
21HR5	1	HSS 1.9"ODx.188" WALL	3	11 13/16	FORMED
21HR6	1	HSS 1.9"ODx.188" WALL	4	7 1/4	FORMED
21HR7	1	HSS 1.9"ODx.188" WALL	2	3 7/8	STRAIGHT
21PS1	4	HSS 1.9"ODx.188" WALL	3	5	
21EC1	6	1 1/4"ø WELD-ON PIPE END CAP			
21RTH2	1	RAILING TYPE H2			
21HR1	1	HSS 1.9"ODx.188" WALL	1	0 1/4	STRAIGHT
21HR8	1	HSS 1.9"ODx.188" WALL	4	0	FORMED
21HR9	1	HSS 1.9"ODx.188" WALL	3	11 1/2	FORMED
21HR10	1	HSS 1.9"ODx.188" WALL	3	11 3/16	FORMED
21HR11	1	HSS 1.9"ODx.188" WALL	3	3	FORMED
21HR12	1	HSS 1.9"ODx.188" WALL	2	8 1/8	FORMED
21HR13	1	HSS 1.9"ODx.188" WALL	1	11 1/2	STRAIGHT
21PS1	4	HSS 1.9"ODx.188" WALL	3	5	
21EC1	6	1 1/4"ø WELD-ON PIPE END CAP			

FABRICATION NOTES

1. REMOVE ALL BURRS FROM EXPOSED CUT EDGES.
2. EASE EXPOSED EDGES TO AN APPROXIMATE 1/32" RADIUS.

MATERIAL, COATING & FABRICATION SPECIFICATIONS

MATERIALS & FABRICATION	COATINGS
ALL TUBE SECTIONS: A500 GR. B	SURFACES EMBEDDED IN CONCRETE SHALL NOT BE GALVANIZED.
ALL PIPES: A53, GR. B, SCH. 40	
PLATES: A36	RAILINGS SHALL BE HOT DIPPED GALVANIZED AFTER FABRICATION PER ASTM A123.
WF, WT: A992	
OTHER SHAPES: A36	
HEADED ANCHOR STUDS: A108	
DEFORMED ANCHOR STUDS: A496	
ALL WELDING: AWS D1.1, E70 ELECTRODES	
SURFACE PREP: SSPC-SP10	

REV.	REVISION DESCRIPTION:	DATE:

ANDY'S BEST CAD
9715 S. MERIMBULA ST.
LITTLETON, CO 80130
303-791-1622
WWW.ANDYSBESTCAD.COM

DRAWN: ALANDT
DESIGNED: ALANDT
CLIENT:
DATE: 05/04/09
SCALE: 1"=1'-0"

PROJECT:
UNIVERSITY
ATHLETIC STADIUM
STRUCTURAL STEEL
HANDRAILS AND RAILINGS

DRAWING TITLE:
RAILING TYPE H1 & H2

DRAWING NO.:
S221
OF