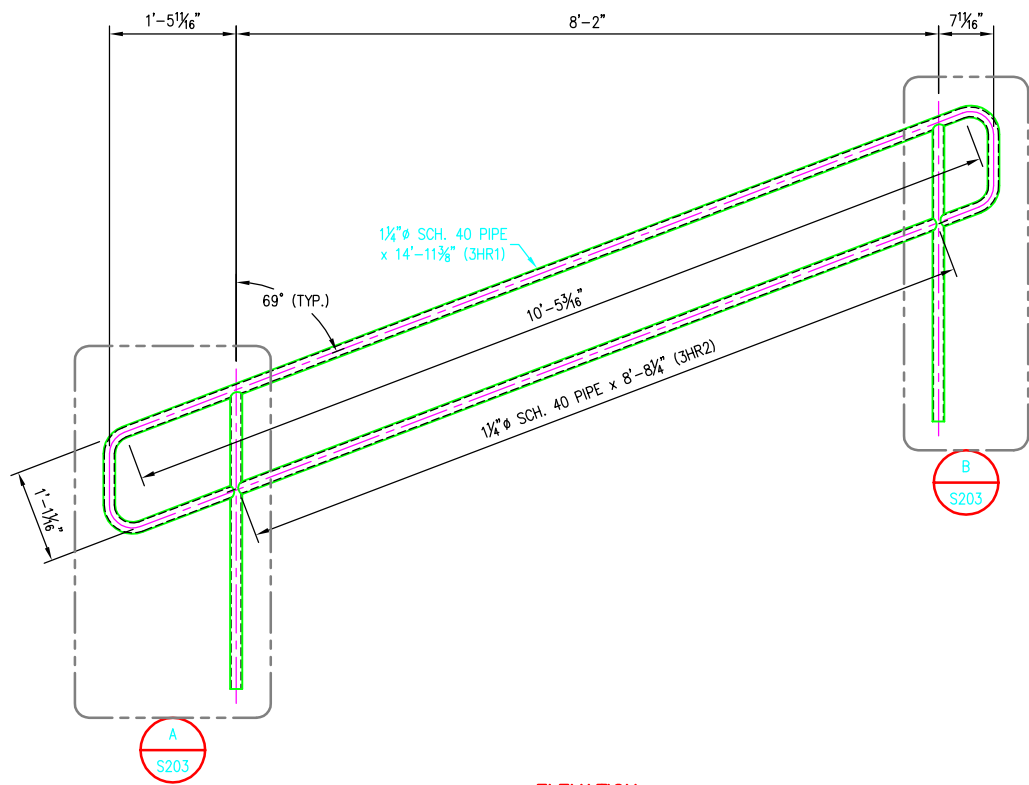


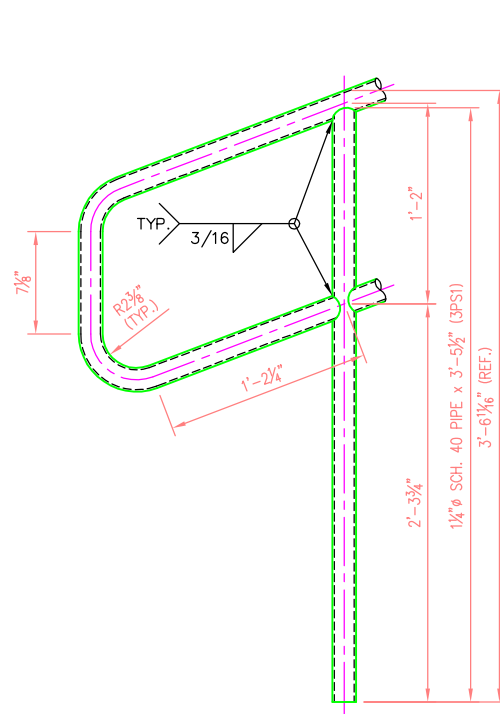
©2009 ANDY'S BEST CAD. ALL RIGHTS RESERVED. THIS DRAWING IS THE PROPERTY OF ANDY'S BEST CAD AND IS PROTECTED BY COPYRIGHT LAWS OF THE UNITED STATES OF AMERICA. ANY UNAUTHORIZED USE OF THE INFORMATION CONTAINED HEREIN OR PART THEREOF IS STRICTLY PROHIBITED. REPEAT OR POSSESSION THEREOF DOES NOT CONVEY OR TRANSFER ANY RIGHT TO MAKE, COPY, MANUFACTURE AND/OR SELL EITHER THE DRAWING OR THE ITEMS SHOWN THEREIN.



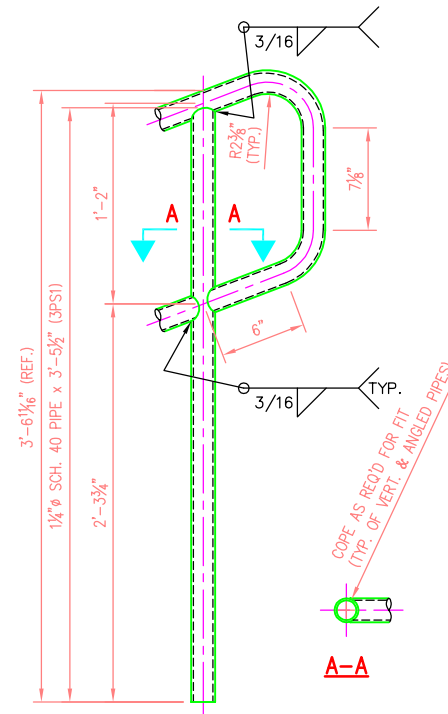
**ELEVATION**

**3RTA**

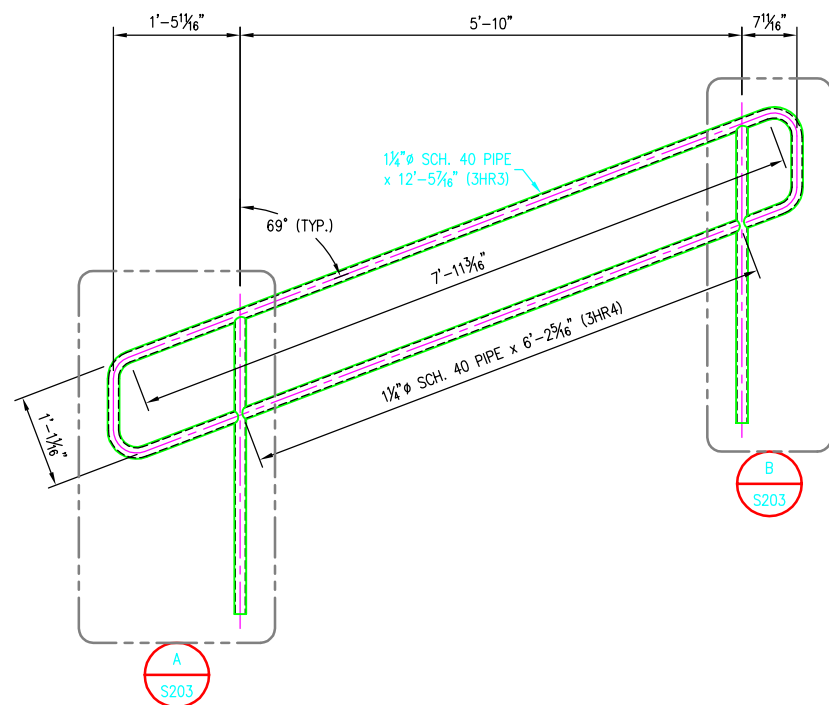
(5) RAILING TYPE A  
 RE: SHT. A3.12, SECT. 1;  
 RE: SHT. A3.41, DETAIL 1



**DETAIL A**



**DETAIL B**



**ELEVATION**

**3RTB**

(5) RAILING TYPE B  
 RE: SHT. A3.12, SECT. 1;  
 RE: SHT. A3.41, DETAIL 2

**BILL OF MATERIAL**

MARK	QTY	DESCRIPTION	FT	IN	REMARKS
3RTA	5	RAILING TYPE A			
3PS1	10	1 1/4" SCH. 40 PIPE	3	5%	
3HR1	5	1 1/4" SCH. 40 PIPE	14	11 3/8"	FORMED
3HR2	5	1 1/4" SCH. 40 PIPE	8	8 3/8"	
3RTB	5	RAILING TYPE B			
3PS1	10	1 1/4" SCH. 40 PIPE	3	5%	
3HR3	5	1 1/4" SCH. 40 PIPE	12	5 1/8"	FORMED
3HR4	5	1 1/4" SCH. 40 PIPE	6	2 7/8"	

DATE:	
REVISION DESCRIPTION:	

ANDY'S BEST CAD  
 9715 S. MERIMBULA ST.  
 LITTLETON, CO 80130  
 303-791-1622  
 WWW.ANDYSBESTCAD.COM

DRAWN: A.LANDT  
 DESIGNED: A.LANDT  
 CLIENT: 05/04/09  
 DATE: 1" = 1'-0"  
 SCALE:

UNIVERSITY  
 ATHLETIC STADIUM  
 STRUCTURAL STEEL  
 HANDRAILS AND RAILINGS

**FABRICATION NOTES**

1. REMOVE ALL BURRS FROM EXPOSED CUT EDGES.
2. EASE EXPOSED EDGES TO AN APPROXIMATE 1/32" RADIUS.

**MATERIAL, COATING & FABRICATION SPECIFICATIONS**

MATERIALS & FABRICATION	COATINGS
ALL TUBE SECTIONS: A500 GR. B	SURFACES EMBEDDED IN CONCRETE SHALL NOT BE GALVANIZED.
ALL PIPES: A53, GR. B, SCH. 40	
PLATES: A36	RAILINGS SHALL BE HOT DIPPED GALVANIZED AFTER FABRICATION PER ASTM A123.
WF, WT: A992	
OTHER SHAPES: A36	
HEADED ANCHOR STUDS: A108	
DEFORMED ANCHOR STUDS: A496	
ALL WELDING: AWS D1.1, E70 ELECTRODES	
SURFACE PREP: SSPC-SP10	

RAILING TYPE A & B



DRAWING NO.:  
**S203**  
 OF